


C 1st Chorus

N.C.

17



T A B

delta-----

*Gtr III (Synth)


T 20 20 17 17 20 20 17 17 20 17 17 15 15 15 15

A 17 17 17 17 17 17 17 17 17 17 17 17 17 17

B 19 19 19 19 19 19 19 19 19 19 19 18 17 18

*Arranged for gtr.

21



T A B

delta-----

T 15 20 17 17 15 20 17 17 17 20 17 17 18 18 15 15


A 17 17 17 17 17 17 17 17 17 17 17 17 15 15 15 15

B 15 15 19 15 15 19 17 15 19 18 18 17 18 18

D 2nd Verse

N.C.

25




T
A
B

delta va

T 8 8 20 20
A 8 9 10 17 17 17 17
B 8 10 10 8 8 10 10 17 15 15 17 17

29



T
A
B

delta va

T 20 20 20 20
A 14 15 14 15 17 17 17 17 17 17 19 19
B 15 15 15 15 15 15 17 17 17 17 17 17

E 2nd and 4th Chorus

Gsus4


Fsus4 N.C.

[illegible]

To Dbl. Coda
Fsus4 N.C.

Musical score for "The Rose Tree" featuring a vocal line and a guitar accompaniment. The score is in 3/4 time and G major. The guitar part includes a "Gsus4" chord at the beginning and an "Fsus4 N.C." chord at the end. The vocal line is marked "8va" and includes a melodic line with a "delta" symbol. The guitar accompaniment includes a bass line with fret numbers and a final chord with a "delta" symbol.

F Bridge

 2nd bridge occurs on segno
G5

A5

G5


A5

41



mf

T									
A									
B	5	x	x	7	9	9	(9)	5	x
	3	x	x	5	7	7	(7)	3	x

sl.

δva


T	15	12	15	19	15	13	12	17	20
A									
B									



Gtr IV (clean tone gtr.)

T				
A				
B	3	5	3	0

45

G5 A5 G5 A5 F5 G5

To Coda

fff

8va-----

15 12 15 19 15 13 12 17 20

3 5 1 1 1 1 1 1 3 3 3 3 3 3 3 3 3

G Guitar Solo

Gsus4

Fsus4 N.C.

[illegible]

[illegible]

Gsus4
δva-----

57

Full
13(13)11 8 11(11) 8 8 11(11) 1/2 8(8) Full 5 8 5 8(8) 5 8 5 8 5 8 5 7 5 5 11 13(13)

T
A
B

P P P P P sl.

Full
5 5 5 5 5 5 5 5 3 0 3

T
A
B

sl. H

61

Gsus4

Fsus4 N.C.

Full Full Full 1/2 1/2 1/2 1/2 1/2 Full Full Full Full

T 11(11) 11 8 11 8 9(9) 8 8 5 7(7) 5 7(7) 10(10) 10(10) 10(10) 10 8 9(9) 9(9) 10 8 8 7(7) 7(7) 7(7) 5 5

A

B

P P P P

T

A 5 5 5 5 5 5 5 5 5 5 3 0 3

B

sl. H

H 3rd Verse

N.C.

65

*Fadenote

T

A * 5

B

69

T

A

B

I 3rd Chorus

(2nd time) D.S. al Coda
Fsus4 N.C.

Gsus4

73

T
A
B

Gtr II

T
A
B

sl. H

J 4th Verse

(2nd time) D.S.S. al Dbl. Coda
Fsus4 N.C.

G5

Gsus4

77

T
A
B

Gtr III

T
A
B

8 8 20 17 20 17
10 9 10 10 9 10 14 15 15 14 15
8 8 17 17 17 15

8va-----

K Out-Chorus

4th chorus continues out
Gsus4

Fsus4 N.C.

82

T
A
B

sl. H

δva

20 20 17 20 20 17 20 17 17 15 14 15 15 15 15 15 17 15 15 17 18 17 15 15 17 18 18 18

The musical score is divided into two main sections: 'Gsus4' and 'Fsus4 N.C.'.

Gsus4 Section:

- Staff 1 (Treble Clef):** Features a series of chords marked with 'x' symbols, indicating a specific voicing or technique. The chords are played in a sequence of four measures, each containing four chords.
- Staff 2 (T, A, B):** Shows the fingerings for the Treble (T), Alto (A), and Bass (B) staves. The Treble staff has a single dot on the first line (F4). The Alto and Bass staves have dots on the first line (F3) and the second line (A2) respectively.

Fsus4 N.C. Section:

- Staff 1 (Treble Clef):** Features a series of chords marked with 'x' symbols, indicating a specific voicing or technique. The chords are played in a sequence of four measures, each containing four chords.
- Staff 2 (T, A, B):** Shows the fingerings for the Treble (T), Alto (A), and Bass (B) staves. The Treble staff has a single dot on the first line (F4). The Alto and Bass staves have dots on the first line (F3) and the second line (A2) respectively.

Annotations:

- *Fade out:** Indicated above the staff.
- * Fade out starts on the 3rd time.** Indicated above the staff.
- sl.** (Slight) and **H** (Half) are indicated below the staff.
- 8va** (Octave 8) is indicated above the staff.