

# ***oasis***



Acquiesce  
All-Around-The-World  
All-Around-The-World-Reprise  
Be-Here-Now  
Cast-No-Shadow  
Champagne-Supernova  
Cigarettes-And-Alcohol  
Columbia  
Digsys-Dinner  
Dont-Go-Away  
Dont-Look-Back-In-Anger  
Do-You-Know-What-I-Mean  
Fade-In-Fade-Out  
Hello  
Hey-Now  
I-Hope-I-Think-I-Know  
Its-Better-People

Its-Gettin-Better-Man  
Its-Good-To-Be-Free  
Listen-Up  
Live-Forever  
Magic-Pie  
Married-With-Children  
Morning-Glory  
My-Big-Mouth  
Rockin-Chair  
Rock-N-Roll-Star  
Roll-With-It  
Shes-Electric  
Slide-Away  
Some-Might-Say  
Supersonic  
The-Girl-In-The-Dirty-Shirt  
Wonderwall

# ACQUIENS

As recorded by Oasis

♩ = 85

1

Gtr I

T

A

B

7 7 7 5 7 7 7 5 5 5 3 3 3 5 3

4

5x

1 1/4.....

Full Full Full

T

A

B

7 7 7 5 7 7 7 5 5 5 3 3 3 5 3 0 2 0 2 5 0 2 0 2 0 2 5 2

6

Gtr II

0

T

A

B

7 7 7 5 7 7 7 5 7 0 7 5 7 0 7 5

Gtr I

5x

1 1/4.....

T

A

B

0 1 0 2 0 7 7 7 5 5 5 3 3 3 5 3

8

T  
A  
B 2 0 2 7 2 0 2 7 0 0 0 0 0 0 0

11

T  
A  
B 7 7 7 5 7 7 7 5 7 0 5 7 0 5

5x

T  
A  
B 7 7 7 5 7 7 7 5 7 0 5 7 0 5

5x

1 1/4.....

14

T  
A  
B 2 0 2 7 2 0 2 7 0 0 0 0 0 0

17

T  
A  
B 2 2 2 2 2 2 0 0 0 0 0 0 1 x 0 0

20

T  
A  
B 3 0 3 0 0 0 3 0 2 0 2 2 2 2 0

# ALL AROUND THE WORLD

As recorded by Noel Gallagher

♩ = 82

1

Gtr II

T 0 0 0  
A 9 4 2  
B

Gtr I

T 7 7 7 7 7 7 7 7 7 2 2 2 2 2 2 2 2 2 2 0 0 0 0 0 0 0 0 0  
A 8 8 8 8 8 8 8 8 8 3 3 3 3 3 3 3 3 3 3 1 1 1 1 1 1 1 1 1  
B 9 9 9 9 9 9 9 9 9 4 4 4 4 4 4 4 4 4 4 3 3 3 3 3 3 3 3 3  
7 7 7 7 7 7 7 7 7 2 2 2 2 2 2 2 2 2 2 0 0 0 0 0 0 0 0 0

T 0 0 0  
A 4 4 4  
B 6 4 4

T 0 0 0  
A 4 4 4  
B 4 4 4

T 4 4 4 4 2 2 2 2 7 7 7 7 7 7 7 7 7 2 2 2 2 2 2 2 2 2  
A 4 4 4 4 4 3 3 3 8 8 8 8 8 8 8 8 8 3 3 3 3 3 3 3 3 3  
6 6 6 6 4 4 4 4 8 8 8 8 8 8 8 8 8 4 4 4 4 4 4 4 4 4  
6 6 6 6 2 2 2 2 7 7 7 7 7 7 7 7 7 2 2 2 2 2 2 2 2 2  
4 4 4 4 2 2 2 2 7 7 7 7 7 7 7 7 7 2 2 2 2 2 2 2 2 2

The image displays a musical score for guitar, organized into three systems. Each system consists of a standard musical staff (treble clef, key signature of one sharp (F#), common time signature (C)) and a corresponding guitar tablature staff.

- System 1:** The musical staff shows a sequence of notes, including a whole note, a half note, and a quarter note. The tablature staff shows fingerings for strings T, A, and B, with numbers 0, 1, 2, 3, 4, 5, 6, 7, 8, 9, 10, 11, 12, 13, 14, 15, 16, 17, 18, 19, 20, 21, 22, 23, 24, 25, 26, 27, 28, 29, 30, 31, 32, 33, 34, 35, 36, 37, 38, 39, 40, 41, 42, 43, 44, 45, 46, 47, 48, 49, 50, 51, 52, 53, 54, 55, 56, 57, 58, 59, 60, 61, 62, 63, 64, 65, 66, 67, 68, 69, 70, 71, 72, 73, 74, 75, 76, 77, 78, 79, 80, 81, 82, 83, 84, 85, 86, 87, 88, 89, 90, 91, 92, 93, 94, 95, 96, 97, 98, 99, 100, 101, 102, 103, 104, 105, 106, 107, 108, 109, 110, 111, 112, 113, 114, 115, 116, 117, 118, 119, 120, 121, 122, 123, 124, 125, 126, 127, 128, 129, 130, 131, 132, 133, 134, 135, 136, 137, 138, 139, 140, 141, 142, 143, 144, 145, 146, 147, 148, 149, 150, 151, 152, 153, 154, 155, 156, 157, 158, 159, 160, 161, 162, 163, 164, 165, 166, 167, 168, 169, 170, 171, 172, 173, 174, 175, 176, 177, 178, 179, 180, 181, 182, 183, 184, 185, 186, 187, 188, 189, 190, 191, 192, 193, 194, 195, 196, 197, 198, 199, 200, 201, 202, 203, 204, 205, 206, 207, 208, 209, 210, 211, 212, 213, 214, 215, 216, 217, 218, 219, 220, 221, 222, 223, 224, 225, 226, 227, 228, 229, 230, 231, 232, 233, 234, 235, 236, 237, 238, 239, 240, 241, 242, 243, 244, 245, 246, 247, 248, 249, 250, 251, 252, 253, 254, 255, 256, 257, 258, 259, 260, 261, 262, 263, 264, 265, 266, 267, 268, 269, 270, 271, 272, 273, 274, 275, 276, 277, 278, 279, 280, 281, 282, 283, 284, 285, 286, 287, 288, 289, 290, 291, 292, 293, 294, 295, 296, 297, 298, 299, 300, 301, 302, 303, 304, 305, 306, 307, 308, 309, 310, 311, 312, 313, 314, 315, 316, 317, 318, 319, 320, 321, 322, 323, 324, 325, 326, 327, 328, 329, 330, 331, 332, 333, 334, 335, 336, 337, 338, 339, 340, 341, 342, 343, 344, 345, 346, 347, 348, 349, 350, 351, 352, 353, 354, 355, 356, 357, 358, 359, 360, 361, 362, 363, 364, 365, 366, 367, 368, 369, 370, 371, 372, 373, 374, 375, 376, 377, 378, 379, 380, 381, 382, 383, 384, 385, 386, 387, 388, 389, 390, 391, 392, 393, 394, 395, 396, 397, 398, 399, 400, 401, 402, 403, 404, 405, 406, 407, 408, 409, 410, 411, 412, 413, 414, 415, 416, 417, 418, 419, 420, 421, 422, 423, 424, 425, 426, 427, 428, 429, 430, 431, 432, 433, 434, 435, 436, 437, 438, 439, 440, 441, 442, 443, 444, 445, 446, 447, 448, 449, 450, 451, 452, 453, 454, 455, 456, 457, 458, 459, 460, 461, 462, 463, 464, 465, 466, 467, 468, 469, 470, 471, 472, 473, 474, 475, 476, 477, 478, 479, 480, 481, 482, 483, 484, 485, 486, 487, 488, 489, 490, 491, 492, 493, 494, 495, 496, 497, 498, 499, 500, 501, 502, 503, 504, 505, 506, 507, 508, 509, 510, 511, 512, 513, 514, 515, 516, 517, 518, 519, 520, 521, 522, 523, 524, 525, 526, 527, 528, 529, 530, 531, 532, 533, 534, 535, 536, 537, 538, 539, 540, 541, 542, 543, 544, 545, 546, 547, 548, 549, 550, 551, 552, 553, 554, 555, 556, 557, 558, 559, 560, 561, 562, 563, 564, 565, 566, 567, 568, 569, 570, 571, 572, 573, 574, 575, 576, 577, 578, 579, 580, 581, 582, 583, 584, 585, 586, 587, 588, 589, 590, 591, 592, 593, 594, 595, 596, 597, 598, 599, 600, 601, 602, 603, 604, 605, 606, 607, 608, 609, 610, 611, 612, 613, 614, 615, 616, 617, 618, 619, 620, 621, 622, 623, 624, 625, 626, 627, 628, 629, 630, 631, 632, 633, 634, 635, 636, 637, 638, 639, 640, 641, 642, 643, 644, 645, 646, 647, 648, 649, 650, 651, 652, 653, 654, 655, 656, 657, 658, 659, 660, 661, 662, 663, 664, 665, 666, 667, 668, 669, 670, 671, 672, 673, 674, 675, 676, 677, 678, 679, 680, 681, 682, 683, 684, 685, 686, 687, 688, 689, 690, 691, 692, 693, 694, 695, 696, 697, 698, 699, 700, 701, 702, 703, 704, 705, 706, 707, 708, 709, 710, 711, 712, 713, 714, 715, 716, 717, 718, 719, 720, 721, 722, 723, 724, 725, 726, 727, 728, 729, 730, 731, 732, 733, 734, 735, 736, 737, 738, 739, 740, 741, 742, 743, 744, 745, 746, 747, 748, 749, 750, 751, 752, 753, 754, 755, 756, 757, 758, 759, 760, 761, 762, 763, 764, 765, 766, 767, 768, 769, 770, 771, 772, 773, 774, 775, 776, 777, 778, 779, 780, 781, 782, 783, 784,

[illegible]

13

**T**  
**A**  
**B** 2

**T** 4 4 4 4 4 4 4 4 4 4 4 4 2 2 2 2 2 2 2 2 2 2 0 0 0 0 0 0 0 0 0  
**A** 4 4 4 4 4 4 4 4 4 4 4 4 3 3 3 3 3 3 3 3 3 3 1 1 1 1 1 1 1 1 1  
**B** 2 2 2 2 2 2 2 2 2 2 2 2 4 4 4 4 4 4 4 4 4 4 2 2 2 2 2 2 2 2 2

**T** 7 7 7 7 7 7 7 7 7 7 7 7 2 2 2 2 2 2 2 2 2 2 0 0 0 0 0 0 0 0 0  
**A** 8 8 8 8 8 8 8 8 8 8 8 8 3 3 3 3 3 3 3 3 3 3 1 1 1 1 1 1 1 1 1  
**B** 9 9 9 9 9 9 9 9 9 9 9 9 4 4 4 4 4 4 4 4 4 4 2 2 2 2 2 2 2 2 2

16

Gtr IV

**T** 4 4 4 4 4 4 2 2 2 2 2 2 6 6 6 6 6 6 6 6 6 6 0 0 0 0 0 0 0 0  
**A** 4 4 4 4 4 4 3 3 3 3 3 3 6 6 6 6 6 6 6 6 6 6 1 1 1 1 1 1 1 1  
**B** 6 6 6 6 6 6 4 4 4 4 4 4 4 4 4 4 4 4 4 4 4 4 2 2 2 2 2 2 2 2  
4 4 4 4 2 2 2 2 4 4 4 4 4 4 4 4 4 4 4 4 4 4 0 0 0 0 0 0 0 0

Gtr I

**T** 4 4 4 4 2 2 2 2 0  
**A** 4 4 4 4 3 3 3 3 10 10 10 10 10 10 10 10 10 10 10 10 10 10 1 1 1 1 1 1 1 1  
**B** 6 6 6 6 4 4 4 4 11 11 11 11 11 11 11 11 11 11 11 11 11 11 2 2 2 2 2 2 2 2  
4 4 4 4 2 2 2 2 9 9 9 9 9 9 9 9 9 9 9 9 9 9 0 0 0 0 0 0 0 0

19

Gtr III

T

A

B

Gtr IV

T

A

B

Gtr I

T

A

B

22

The image displays a musical score for guitar tracks Gtr IV and Gtr I, spanning measures 22 to 25. The score is written in standard musical notation with a treble clef and a key signature of one sharp (F#). The guitar tracks are accompanied by a bass line and a drum line. The bass line is written in a 4/4 time signature, with the bass clef and a '4' indicating the time signature. The drum line is written in a 4/4 time signature, with the bass clef and a '4' indicating the time signature. The guitar tracks are written in a 4/4 time signature, with the treble clef and a '4' indicating the time signature. The score includes a wavy line indicating a tremolo effect in measure 22. The guitar tracks are labeled 'Gtr IV' and 'Gtr I'.

T  
A 4  
B

25

Gtr IV

T  
A  
B

Gtr I

T  
A  
B

28

T 4 4 4 4 4 4 4 4 4 4 4 4  
A 4 4 4 4 4 4 4 4 4 4 4 4  
B 2 2 2 2 2 2 2 2 2 2 2 2

T 4 4 4 4 4 4 4 4 4 4 4 4  
A 4 4 4 4 4 4 4 4 4 4 4 4  
B 2 2 2 2 2 2 2 2 2 2 2 2

T 6 6 6 6 6 6 6 6 6 6 6 6  
A 6 6 6 6 6 6 6 6 6 6 6 6  
B 4 4 4 4 4 4 4 4 4 4 4 4

31

T 0 0 0 0 0 0 0 0 0 0 0 0  
A 0 0 0 0 0 0 0 0 0 0 0 0  
B 0 0 0 0 0 0 0 0 0 0 0 0

T 4 4 4 4 4 4 4 4 4 4 4 4  
A 4 4 4 4 4 4 4 4 4 4 4 4  
B 2 2 2 2 2 2 2 2 2 2 2 2

T 4 4 4 4 4 4 4 4 4 4 4 4  
A 4 4 4 4 4 4 4 4 4 4 4 4  
B 2 2 2 2 2 2 2 2 2 2 2 2

34

Gtr III

T  
A  
B

2 2 2 4 2

H

Gtr IV

T  
A  
B

2 2 2 2 2 2 2 2 2 2 0 0 0 0 0 0 0 0 0 0 4 4 4 4 4 4 2 2 2 2 2 2  
3 3 3 3 3 3 3 3 3 3 1 1 1 1 1 1 1 1 1 1 4 4 4 4 4 4 3 3 3 3 3 3  
4 4 4 4 4 4 4 4 4 4 2 2 2 2 2 2 2 2 2 2 6 6 6 6 6 6 4 4 4 4 4 4  
2 2 2 2 2 2 2 2 2 2 0 0 0 0 0 0 0 0 0 0 4 4 4 4 4 4 2 2 2 2 2 2

Gtr I

T  
A  
B

2 2 2 2 2 2 2 2 2 2 0 0 0 0 0 0 0 0 0 0 4 4 4 4 2 2 2 2 2 2  
3 3 3 3 3 3 3 3 3 3 1 1 1 1 1 1 1 1 1 1 4 4 4 4 3 3 3 3 3 3  
4 4 4 4 4 4 4 4 4 4 2 2 2 2 2 2 2 2 2 2 6 6 6 6 6 6 4 4 4 4 4 4  
2 2 2 2 2 2 2 2 2 2 0 0 0 0 0 0 0 0 0 0 4 4 4 4 2 2 2 2 2 2

37

T  
A  
B 2

Gtr IV

Gtr I

40

Printed using TabView by Simone Tellini - <http://www.tellini.org/mac/tabview/>

43

Gtr III

T

A

B

Gtr IV

T

A

B

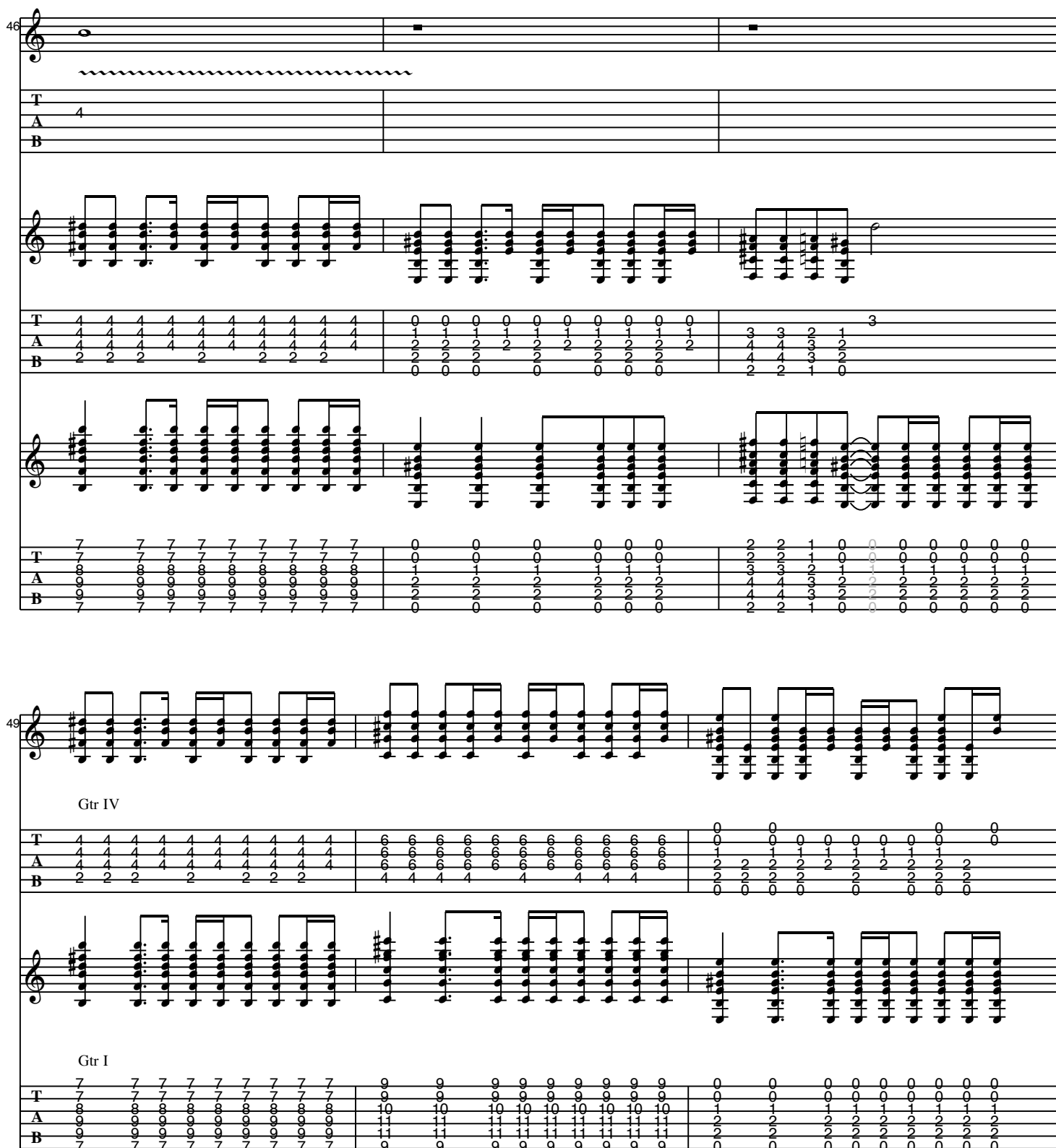
Gtr I

T

A

B

46



T  
A 4  
B

46

T  
A  
B

47

T  
A  
B

48

Gtr IV

T  
A  
B

Gtr I

T  
A  
B

The image displays a musical score for the song "The Sound of Silence" by Simon & Garfunkel. The score is arranged for guitar, harmonica, and vocal parts. It is divided into three systems, each containing a vocal line, a guitar line, and a harmonica line. The key signature is D major (two sharps), and the time signature is 4/4. The score includes various musical notations such as treble and bass clefs, notes, rests, and dynamic markings like "Full". The guitar part features a prominent arpeggiated pattern in the first system, while the harmonica part provides a melodic accompaniment. The vocal parts are written for two voices, with lyrics provided below the notes. The score is presented in a clear, professional layout with a white background and black notation.

58

Full Full Full Full

H

Gtr IV

T A B

T A B

Gtr I

T A B

61

Full Full Full Full Full

Gtr I

T A B

T A B

64

Full

T 7 7 5 5

A 7 7 5 5

B 7 7 5 5

Gtr IV

sl.

Gtr I

T 7 7 7 7 0 0 0 0 0 0 0 7 7 7 7 0 0 0 0 0 0 7 7 7 7 0 0 0 0 0 0

A 8 8 8 8 1 1 1 1 1 1 1 8 8 8 8 1 1 1 1 1 1 1 8 8 8 8 1 1 1 1 1 1

B 9 9 9 9 2 2 2 2 2 2 2 9 9 9 9 2 2 2 2 2 2 2 9 9 9 9 2 2 2 2 2 2

67

T 0 0 0

A 0 0 0

B 7 7 7 5 7 7 5 7 7 5 7 7 12 14 12 14 14 12 14

Full

Full

71

T 0 0 0

A 0 0 0

B 7 7 7 5 7 7 5 7 7 5 7 7 14 12 13 14 12 14 12 14 14

Full

Full

75

T  
A  
B

Gtr I

T  
A  
B

T  
A  
B

76

T  
A  
B

T  
A  
B

81

T  
A  
B

84

T  
A  
B

87

T  
A  
B

89

Full

1/4....

p

T  
A  
B

93

The Rose Tree

The Rose Tree

96

T  
A  
B

5 5 5 3 4 5 0 0 0 0 0 0 0 0 2 2 2 2 2 2 2 2

T  
A  
B

5 5 5 3 4 5 0 0 0 0 0 0 0 0 2 2 2 2 2 2 2 2

99

Measures 99-101 of the musical score. Measure 99 features a treble clef with a single note on the first line (F4) and a bass clef with a single note on the first line (F2). Measure 100 features a treble clef with a single note on the first line (F4) and a bass clef with a single note on the first line (F2). Measure 101 features a treble clef with a single note on the first line (F4) and a bass clef with a single note on the first line (F2). The guitar part in measure 101 is a single note on the first line (F4).

102

Measures 102-104 of the musical score. Measure 102 features a treble clef with a single note on the first line (F4) and a bass clef with a single note on the first line (F2). Measure 103 features a treble clef with a single note on the first line (F4) and a bass clef with a single note on the first line (F2). Measure 104 features a treble clef with a single note on the first line (F4) and a bass clef with a single note on the first line (F2). The guitar part in measure 104 is a single note on the first line (F4).

105

T  
A  
B

108

T  
A  
B

111

T  
A  
B

114

T  
A  
B

117

Full Full Full

3x

sl.

120

~~~~~

T

A

B

T

A

B

The musical score for 'The Wind' by The Beatles is presented in three systems. The first system shows the guitar part (top) and the bass and drums parts (bottom). The guitar part is in G major, with a key signature of one sharp (F#). The bass and drums parts are in 4/4 time. The second system continues the guitar part, which includes a wavy line indicating a tremolo effect. The bass and drums parts continue with a steady rhythm. The third system shows the guitar part with a wavy line indicating a tremolo effect, and the bass and drums parts continuing with a steady rhythm. The score is written for guitar, bass, and drums.

[illegible]

## ALL AROUND THE WORLD (REPRISE)

As recorded by Noel Gallagher

**♩ = 82**

[illegible][illegible]

11

G5 D5 E5

T  
A  
B

0 2 3 4 5 6 7 8 9 10 11 12 13 14 15 16 17 18 19 20 21 22 23 24 25 26 27 28 29 30 31 32 33 34 35 36 37 38 39 40 41 42 43 44 45 46 47 48 49 50 51 52 53 54 55 56 57 58 59 60 61 62 63 64 65 66 67 68 69 70 71 72 73 74 75 76 77 78 79 80 81 82 83 84 85 86 87 88 89 90 91 92 93 94 95 96 97 98 99 100 101 102 103 104 105 106 107 108 109 110 111 112 113 114 115 116 117 118 119 120 121 122 123 124 125 126 127 128 129 130 131 132 133 134 135 136 137 138 139 140 141 142 143 144 145 146 147 148 149 150 151 152 153 154 155 156 157 158 159 160 161 162 163 164 165 166 167 168 169 170 171 172 173 174 175 176 177 178 179 180 181 182 183 184 185 186 187 188 189 190 191 192 193 194 195 196 197 198 199 200 201 202 203 204 205 206 207 208 209 210 211 212 213 214 215 216 217 218 219 220 221 222 223 224 225 226 227 228 229 230 231 232 233 234 235 236 237 238 239 240 241 242 243 244 245 246 247 248 249 250 251 252 253 254 255 256 257 258 259 260 261 262 263 264 265 266 267 268 269 270 271 272 273 274 275 276 277 278 279 280 281 282 283 284 285 286 287 288 289 290 291 292 293 294 295 296 297 298 299 300 301 302 303 304 305 306 307 308 309 310 311 312 313 314 315 316 317 318 319 320 321 322 323 324 325 326 327 328 329 330 331 332 333 334 335 336 337 338 339 340 341 342 343 344 345 346 347 348 349 350 351 352 353 354 355 356 357 358 359 360 361 362 363 364 365 366 367 368 369 370 371 372 373 374 375 376 377 378 379 380 381 382 383 384 385 386 387 388 389 390 391 392 393 394 395 396 397 398 399 400 401 402 403 404 405 406 407 408 409 410 411 412 413 414 415 416 417 418 419 420 421 422 423 424 425 426 427 428 429 430 431 432 433 434 435 436 437 438 439 440 441 442 443 444 445 446 447 448 449 450 451 452 453 454 455 456 457 458 459 460 461 462 463 464 465 466 467 468 469 470 471 472 473 474 475 476 477 478 479 480 481 482 483 484 485 486 487 488 489 490 491 492 493 494 495 496 497 498 499 500 501 502 503 504 505 506 507 508 509 510 511 512 513 514 515 516 517 518 519 520 521 522 523 524 525 526 527 528 529 530 531 532 533 534 535 536 537 538 539 540 541 542 543 544 545 546 547 548 549 550 551 552 553 554 555 556 557 558 559 560 561 562 563 564 565 566 567 568 569 570 571 572 573 574 575 576 577 578 579 580 581 582 583 584 585 586 587 588 589 590 591 592 593 594 595 596 597 598 599 600 601 602 603 604 605 606 607 608 609 610 611 612 613 614 615 616 617 618 619 620 621 622 623 624 625 626 627 628 629 630 631 632 633 634 635 636 637 638 639 640 641 642 643 644 645 646 647 648 649 650 651 652 653 654 655 656 657 658 659 660 661 662 663 664 665 666 667 668 669 670 671 672 673 674 675 676 677 678 679 680 681 682 683 684 685 686 687 688 689 690 691 692 693 694 695 696 697 698 699 700 701 702 703 704 705 706 707 708 709 710 711 712 713 714 715 716 717 718 719 720 721 722 723 724 725 726 727 728 729 730 731 732 733 734 735 736 737 738 739 740 741 742 743 744 745 746 747 748 749 750 751 752 753 754 755 756 757 758 759 760 761 762 763 764 765 766 767 768 769 770 771 772 773 774 775 776 777 778 779 780 781 782 783 784 785 786 787 788 789 790 791 792 793 794 795 796 797 798 799 800 801 802 803 804 805 806 807 808 809 810 811 812 813 814 815 816 817 818 819 820 821 822 823 824 825 826 827 828 829 830 831 832 833 834 835 836 837 838 839 840 841 842 843 844 845 846 847 848 849 850 851 852 853 854 855 856 857 858 859 860 861 862 863 864 865 866 867 868 869 870 871 872 873 874 875 876 877 878 879 880 881 882 883 884 885 886 887 888 889 890 891 892 893 894 895 896 897 898 899 900 901 902 903 904 905 906 907 908 909 910 911 912 913 914 915 916 917 918 919 920 921 922 923 924 925 926 927 928 929 930 931 932 933 934 935 936 937 938 939 940 941 942 943 944 945 946 947 948 949 950 951 952 953 954 955 956 957 958 959 960 961 962 963 964 965 966 967 968 969 970 971 972 973 974 975 976 977 978 979 980 981 982 983 984 985 986 987 988 989 990 991 992 993 994 995 996 997 998 999 1000

G5 D5 D E

15

T  
A  
B

G D

19

T  
A  
B

E G A

22

T  
A  
B

D

25

Gtr 1

11x

T  
A  
B

# BE HERE NOW

As recorded by Noel Gallagher

♩ = 112

1

Gtr II

|   |   |   |   |   |   |   |   |   |   |   |   |   |   |   |   |   |
|---|---|---|---|---|---|---|---|---|---|---|---|---|---|---|---|---|
| T |   |   |   |   |   |   |   |   |   |   |   |   |   |   |   |   |
| A | 7 | 9 | 9 | 9 | 9 | 7 | 7 | 9 | 9 | 9 | 9 | 0 | 0 | 0 | 0 | 0 |
| B | 7 | 9 | 9 | 9 | 9 | 7 | 7 | 7 | 9 | 9 | 9 | 9 | 6 | 6 | 9 | 9 |
|   | H |   |   |   |   |   |   | H |   |   |   |   | 4 | 4 | 0 | 0 |

Gtr I

|   |   |   |   |   |   |   |   |   |   |   |   |    |    |   |   |   |
|---|---|---|---|---|---|---|---|---|---|---|---|----|----|---|---|---|
| T |   |   |   |   |   |   |   |   |   |   |   |    |    |   |   |   |
| A | 9 | 9 | 9 | 9 | 9 | 9 | 9 | 9 | 9 | 9 | 9 | 11 | 11 | 7 | 7 | 7 |
| B | 9 | 9 | 9 | 9 | 9 | 9 | 9 | 9 | 9 | 9 | 9 | 11 | 11 | 7 | 7 | 7 |
|   | 7 | 7 | 7 | 7 | 7 | 7 | 7 | 7 | 7 | 7 | 7 | 9  | 9  | 5 | 5 | 5 |

Gtr III

|   |     |   |   |   |     |   |   |   |     |   |   |   |   |   |   |   |
|---|-----|---|---|---|-----|---|---|---|-----|---|---|---|---|---|---|---|
| T |     |   |   |   |     |   |   |   |     |   |   |   |   |   |   |   |
| A | 10  | 9 | 7 | 8 | 9   | 7 | 9 | 7 | 10  | 9 | 7 | 8 | 9 | 7 | 9 | 7 |
| B | 10  | 9 | 7 | 8 | 9   | 7 | 9 | 7 | 10  | 9 | 7 | 8 | 9 | 7 | 9 | 7 |
|   | sl. |   | H |   | sl. |   | H |   | sl. |   | H |   |   |   |   |   |

1/4.....1

5

Guitar part (5th fret):

Measure 1: G5, A5, B5, C6, D6, E6, F#6, G6, A6, B6, C7, D7, E7, F#7, G7, A7, B7, C8, D8, E8, F#8, G8, A8, B8, C9, D9, E9, F#9, G9, A9, B9, C10, D10, E10, F#10, G10, A10, B10, C11, D11, E11, F#11, G11, A11, B11, C12, D12, E12, F#12, G12, A12, B12, C13, D13, E13, F#13, G13, A13, B13, C14, D14, E14, F#14, G14, A14, B14, C15, D15, E15, F#15, G15, A15, B15, C16, D16, E16, F#16, G16, A16, B16, C17, D17, E17, F#17, G17, A17, B17, C18, D18, E18, F#18, G18, A18, B18, C19, D19, E19, F#19, G19, A19, B19, C20, D20, E20, F#20, G20, A20, B20, C21, D21, E21, F#21, G21, A21, B21, C22, D22, E22, F#22, G22, A22, B22, C23, D23, E23, F#23, G23, A23, B23, C24, D24, E24, F#24, G24, A24, B24, C25, D25, E25, F#25, G25, A25, B25, C26, D26, E26, F#26, G26, A26, B26, C27, D27, E27, F#27, G27, A27, B27, C28, D28, E28, F#28, G28, A28, B28, C29, D29, E29, F#29, G29, A29, B29, C30, D30, E30, F#30, G30, A30, B30, C31, D31, E31, F#31, G31, A31, B31, C32, D32, E32, F#32, G32, A32, B32, C33, D33, E33, F#33, G33, A33, B33, C34, D34, E34, F#34, G34, A34, B34, C35, D35, E35, F#35, G35, A35, B35, C36, D36, E36, F#36, G36, A36, B36, C37, D37, E37, F#37, G37, A37, B37, C38, D38, E38, F#38, G38, A38, B38, C39, D39, E39, F#39, G39, A39, B39, C40, D40, E40, F#40, G40, A40, B40, C41, D41, E41, F#41, G41, A41, B41, C42, D42, E42, F#42, G42, A42, B42, C43, D43, E43, F#43, G43, A43, B43, C44, D44, E44, F#44, G44, A44, B44, C45, D45, E45, F#45, G45, A45, B45, C46, D46, E46, F#46, G46, A46, B46, C47, D47, E47, F#47, G47, A47, B47, C48, D48, E48, F#48, G48, A48, B48, C49, D49, E49, F#49, G49, A49, B49, C50, D50, E50, F#50, G50, A50, B50, C51, D51, E51, F#51, G51, A51, B51, C52, D52, E52, F#52, G52, A52, B52, C53, D53, E53, F#53, G53, A53, B53, C54, D54, E54, F#54, G54, A54, B54, C55, D55, E55, F#55, G55, A55, B55, C56, D56, E56, F#56, G56, A56, B56, C57, D57, E57, F#57, G57, A57, B57, C58, D58, E58, F#58, G58, A58, B58, C59, D59, E59, F#59, G59, A59, B59, C60, D60, E60, F#60, G60, A60, B60, C61, D61, E61, F#61, G61, A61, B61, C62, D62, E62, F#62, G62, A62, B62, C63, D63, E63, F#63, G63, A63, B63, C64, D64, E64, F#64, G64, A64, B64, C65, D65, E65, F#65, G65, A65, B65, C66, D66, E66, F#66, G66, A66, B66, C67, D67, E67, F#67, G67, A67, B67, C68, D68, E68, F#68, G68, A68, B68, C69, D69, E69, F#69, G69, A69, B69, C70, D70, E70, F#70, G70, A70, B70, C71, D71, E71, F#71, G71, A71, B71, C72, D72, E72, F#72, G72, A72, B72, C73, D73, E73, F#73, G73, A73, B73, C74, D74, E74, F#74, G74, A74, B74, C75, D75, E75, F#75, G75, A75, B75, C76, D76, E76, F#76, G76, A76, B76, C77, D77, E77, F#77, G77, A77, B77, C78, D78, E78, F#78, G78, A78, B78, C79, D79, E79, F#79, G79, A79, B79, C80, D80, E80, F#80, G80, A80, B80, C81, D81, E81, F#81, G81, A81, B81, C82, D82, E82, F#82, G82, A82, B82, C83, D83, E83, F#83, G83, A83, B83, C84, D84, E84, F#84, G84, A84, B84, C85, D85, E85, F#85, G85, A85, B85, C86, D86, E86, F#86, G86, A86, B86, C87, D87, E87, F#87, G87, A87, B87, C88, D88, E88, F#88, G88, A88, B88, C89, D89, E89, F#89, G89, A89, B89, C90, D90, E90, F#90, G90, A90, B90, C91, D91, E91, F#91, G91, A91, B91, C92, D92, E92, F#92, G92, A92, B92, C93, D93, E93, F#93, G93, A93, B93, C94, D94, E94, F#94, G94, A94, B94, C95, D95, E95, F#95, G95, A95, B95, C96, D96, E96, F#96, G96, A96, B96, C97, D97, E97, F#97, G97, A97, B97, C98, D98, E98, F#98, G98, A98, B98, C99, D99, E99, F#99, G99, A99, B99, C100, D100, E100, F#100, G100, A100, B100, C101, D101, E101, F#101, G101, A101, B101, C102, D102, E102, F#102, G102, A102, B102, C103, D103, E103, F#103, G103, A103, B103, C104, D104, E104, F#104, G104, A104, B104, C105, D105, E105, F#105, G105, A105, B105, C106, D106, E106, F#106, G106, A106, B106, C107, D107, E107, F#107, G107, A107, B107, C108, D108, E108, F#108, G108, A108, B108, C109, D109, E109, F#109, G109, A109, B109, C110, D110, E110, F#110, G110, A110, B110, C111, D111, E111, F#111, G111, A111, B111, C112, D112, E112, F#112, G112, A112, B112, C113, D113, E113, F#113, G113, A113, B113, C114, D114, E114, F#114, G114, A114, B114, C115, D115, E115, F#115, G115, A115, B115, C116, D116, E116, F#116, G116, A116, B116, C117, D117, E117, F#117, G117, A117, B117, C118, D118, E118, F#118, G118, A118, B118, C119, D119, E119, F#119, G119, A119, B119, C120, D120, E120, F#120, G120, A120, B120, C121, D121, E121, F#121, G121, A121, B121, C122, D122, E122, F#122, G122, A122, B122, C123, D123, E123, F#123, G123, A123, B123, C124, D124, E124, F#124, G124, A124, B124, C125, D125, E125, F#125, G125, A125, B125, C126, D126, E126, F#126, G126, A126, B126, C127, D127, E127, F#127, G127, A127, B127, C128, D128, E128, F#128, G128, A128, B128, C129, D129, E129, F#129, G129, A129, B129, C130, D130, E130, F#130, G130, A130, B130, C131, D131, E131, F#131, G131, A131, B131, C132, D132, E132, F#132, G132, A132, B132, C133, D133, E133, F#133, G133, A133, B133, C134, D134, E134, F#134, G134, A134, B134, C135, D135, E135, F#135, G135, A135, B135, C136, D136, E136, F#136, G136, A

13

**T**  
**A**  
**B**

H

17

Gtr II

**T**  
**A**  
**B**

H

Gtr III

**T**  
**A**  
**B**

sl. H

1/4..... 1/2.....

21

Gtrs II, III

T

A

B

H

25

T

A

B

H

The musical score for Gtrs II, III, measures 21-25, is presented in standard notation and tablature. The score is written for guitar in standard notation and tablature. It features a repeating melodic line in the treble clef and a corresponding bass line in the bass clef. The tablature includes fret numbers and a 'H' (hammer-on) instruction. The key signature has one sharp (F#).

Measures 21-25:

Measure 21: Treble clef: F#4, G4, A4, B4, C5, B4, A4, G4, F#4, E4, D4, C4. Bass clef: F#2, G2, A2, B2, C3, B2, A2, G2, F#2, E2, D2, C2. Tablature: 7 9 9 9 9 7 7 7 7 7 7 7. Hammer-on (H) on the 7th fret.

Measure 22: Treble clef: F#4, G4, A4, B4, C5, B4, A4, G4, F#4, E4, D4, C4. Bass clef: F#2, G2, A2, B2, C3, B2, A2, G2, F#2, E2, D2, C2. Tablature: 7 9 9 9 9 7 7 7 7 7 7 7. Hammer-on (H) on the 7th fret.

Measure 23: Treble clef: F#4, G4, A4, B4, C5, B4, A4, G4, F#4, E4, D4, C4. Bass clef: F#2, G2, A2, B2, C3, B2, A2, G2, F#2, E2, D2, C2. Tablature: 7 9 9 9 9 7 7 7 7 7 7 7. Hammer-on (H) on the 7th fret.

Measure 24: Treble clef: F#4, G4, A4, B4, C5, B4, A4, G4, F#4, E4, D4, C4. Bass clef: F#2, G2, A2, B2, C3, B2, A2, G2, F#2, E2, D2, C2. Tablature: 7 9 9 9 9 7 7 7 7 7 7 7. Hammer-on (H) on the 7th fret.

Measure 25: Treble clef: F#4, G4, A4, B4, C5, B4, A4, G4, F#4, E4, D4, C4. Bass clef: F#2, G2, A2, B2, C3, B2, A2, G2, F#2, E2, D2, C2. Tablature: 7 9 9 9 9 7 7 7 7 7 7 7. Hammer-on (H) on the 7th fret.

---

Printed using TabView by Simone Tellini - <http://www.tellini.org/mac/tabview/>

37

T

A

B

Full

Full

T

A

B

41

Gtr II

T

A

B

H

Gtr I

T

A

B

Gtr III

T

A

B

sl. H

sl. H

sl. H

1/2...

45

Gtrs II, III

T

A

B

H

49

Gtr II

T

A

B

H

Gtr III

T

A

B

H

~

53

Gtr I

T

A

B

Gtr III

Full

1/2...7

Full

1/2...7

57

T

A

B

Full

Full

Full

61

T  
A  
B

Full

H

64

T  
A  
B

Full

H

68

Full

Gtr II

T 7 6 6 6 4

A 7 7 5 4 4 5 4 7

B 7 7 5 4 4 5 4 7

72

Gtr III

Gtr II

1/2

1/2

T

A

B

76

**T**

**A**

**B**

0 2 2 2 2 2 2 2 2 2 4

0 0 0 0 0 0 0 0 0 2

1 1 1 1 1 1 1 1 1 1

4 4 4

2 2 2

Gtr III

Full

Full...

Full

4 4 4

[illegible]

[illegible]

92

Gtr I

T

A

B

Gtr III

Full

1/2...

Full

Full

T

A

B

96

T

A

B

H

H

Full...

Measures 100-104 of the musical score. The score includes a vocal line and guitar accompaniment. The guitar part features a complex rhythmic pattern in the right hand and a bass line in the left hand. The vocal line consists of a melody with lyrics. The guitar part includes a section marked '7x' (seven times) and a section marked 'Gtrs II, III'.

# CAST NO SHADOW

As recorded by Oasis

♩ = 80

1

Gtr II

T 12 12 12

A 12

B

Gtr I

T 12 12 12

A 12

B

[illegible]

16

17

18

19

20

21

22

23

24

25

26

27

28

29

30

31

32

33

34

35

36

37

38

39

40

41

42

43

44

45

46

47

48

49

50

51

52

53

54

55

56

57

58

59

60

61

62

63

64

65

66

67

68

69

70

71

72

73

74

75

76

77

78

79

80

81

82

83

84

85

86

87

88

89

90

91

92

93

94

95

96

97

98

99

100

101

102

103

104

105

106

107

108

109

110

111

112

113

114

115

116

117

118

119

120

121

122

123

124

125

126

127

128

129

130

131

132

133

134

135

136

137

138

139

140

141

142

143

144

145

146

147

148

149

150

151

152

153

154

155

156

157

158

159

160

161

162

163

164

165

166

167

168

169

170

171

172

173

174

175

176

177

178

179

180

181

182

183

184

185

186

187

188

189

190

191

192

193

194

195

196

197

198

199

200

201

202

203

204

205

206

207

208

209

210

211

212

213

214

215

216

217

218

219

220

221

222

223

224

225

226

227

228

229

230

231

232

233

234

235

236

237

238

239

240

241

242

243

244

245

246

247

248

249

250

251

252

253

254

255

256

257

258

259

260

261

262

263

264

265

266

267

268

269

270

271

272

273

274

275

276

277

278

279

280

281

282

283

284

285

286

287

288

289

290

291

292

293

294

295

296

297

298

299

300

301

302

303

304

305

306

307

308

309

310

311

312

313

314

315

316

317

318

319

320

321

322

323

324

325

326

327

328

329

330

331

332

333

334

335

336

337

338

339

340

341

342

343

344

345

346

347

348

349

350

351

352

353

354

355

356

357

358

359

360

361

362

363

364

365

366

367

368

369

370

371

372

373

374

375

376

377

378

379

380

381

382

383

384

385

386

387

388

389

390

391

392

393

394

395

396

397

398

399

400

401

402

403

404

405

406

407

408

409

410

411

412

413

414

415

416

417

418

419

420

421

422

423

424

425

426

427

428

429

430

431

432

433

434

435

436

437

438

439

440

441

442

443

444

445

446

447

448

449

450

451

452

453

454

455

456

457

458

459

460

461

462

463

464

465

466

467

468

469

470

471

472

473

474

475

476

477

478

479

480

481

482

483

484

485

486

487

488

489

490

491

492

493

494

495

496

497

498

499

500

501

502

503

504

505

506

507

508

509

510

511

512

513

514

515

516

517

518

519

520

521

522

523

524

525

526

527

528

529

530

531

532

533

534

535

536

537

538

539

540

541

542

543

544

545

546

547

548

549

550

551

552

553

554

555

556

557

558

559

560

561

562

563

564

565

566

567

568

569

570

571

572

573

574

575

576

577

578

579

580

581

582

583

584

585

586

587

588

589

590

591

592

593

594

595

596

597

598

599

600

601

602

603

604

605

606

607

608

609

610

611

612

613

614

615

616

617

618

619

620

621

622

623

624

625

626

627

628

629

630

631

632

633

634

635

636

637

638

639

640

641

642

643

644

645

646

647

648

649

650

651

652

653

654

655

656

657

658

659

660

661

662

663

664

665

666

667

668

669

670

671

672

673

674

675

676

677

678

679

680

681

682

683

684

685

686

687

688

689

690

691

692

693

694

695

696

697

698

699

700

701

702

703

704

705

706

707

708

709

710

711

712

713

714

715

716

717

718

719

720

721

722

723

724

725

726

727

728

729

730

731

732

733

734

735

736

737

738

739

740

741

742

743

744

745

746

747

748

749

750

751

752

753

754

755

756

757

758

759

760

761

762

763

764

765

766

767

768

769

770

771

772

773

774

775

776

777

778

779

780

781

782

783

784

785

786

787

788

789

790

791

792

793

794

795

796

797

798

799

800

801

802

803

804

805

806

807

808

809

810

811

812

813

814

815

816

817

818

819

820

821

822

823

824

825

826

827

828

829

830

831

832

833

834

835

836

837

838

839

840

841

842

843

844

845

846

847

848

849

850

851

852

853

854

855

856

857

858

859

860

861

862

863

864

865

866

867

868

869

870

871

872

873

874

875

876

877

878

879

880

881

882

883

884

885

886

887

888

889

890

891

892

893

894

895

896

897

898

899

900

901

902

903

904

905

906

907

908

909

910

911

912

913

914

915

916

917

918

919

920

921

922

923

924

925

926

927

928

929

930

931

932

933

934

935

936

937

938

939

940

941

942

943

944

945

946

947

948

949

950

951

952

953

954

955

956

957

958

959

960

961

962

963

964

965

966

967

968

969

970

971

972

973

974

975

976

977

978

979

980

981

982

983

984

985

986

987

988

989

990

991

992

993

994

995

996

997

998

999

1000

23

T 12 12 12 7 5 5 5 5

A 12 7 5 5 5

B sl. sl.

27

T 5 5 5 5 12 12 7 7 7 12

A 5 5 5 5 12 12 7 7 7 12

B sl. sl.

31

T  
A  
B

5 5 5 5 12 12 7 12 12

sl. sl. sl.

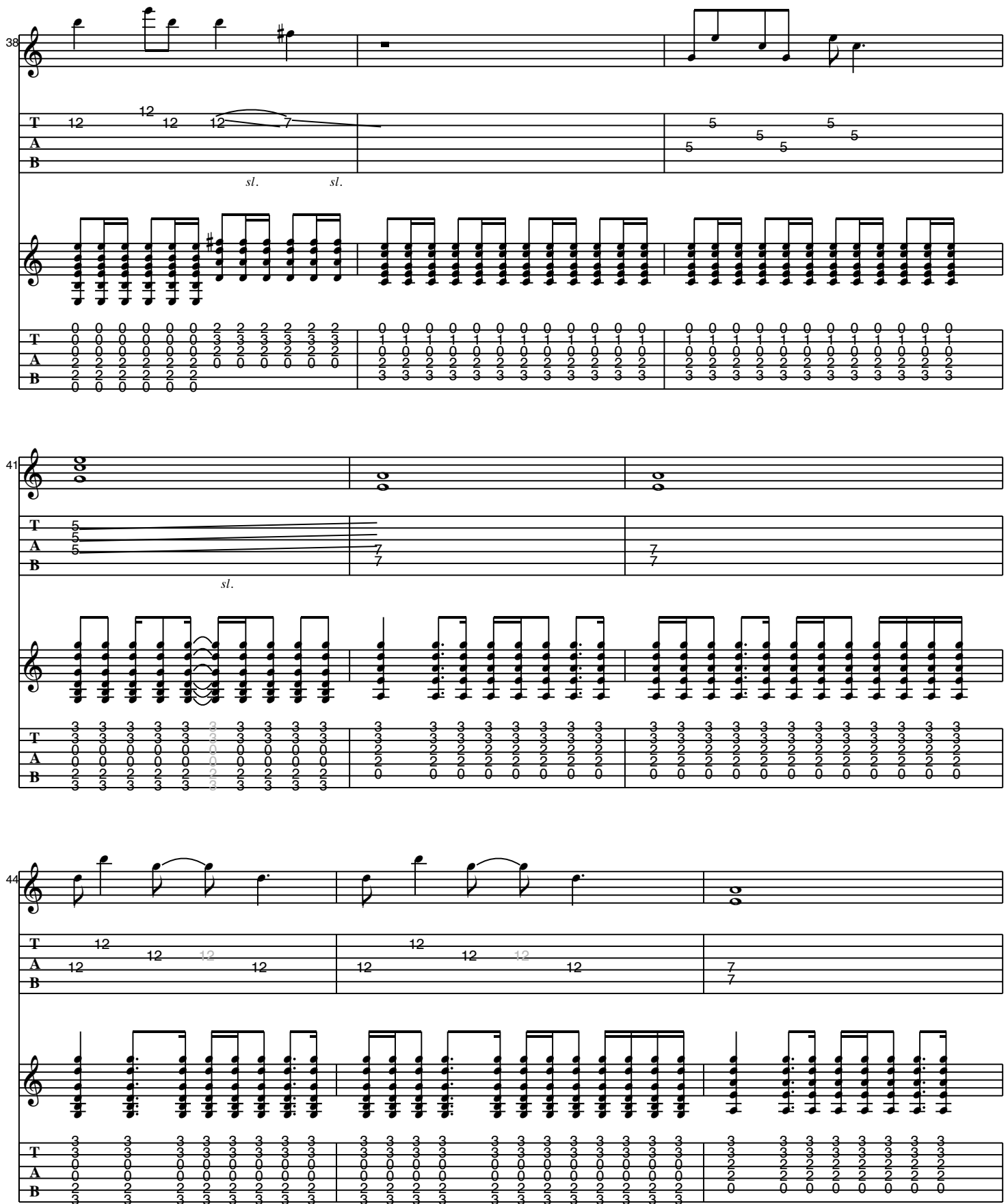
35

T  
A  
B

5 5 5 5 12 12 7 7

sl. sl.

38



T 12 12 12 12 7

A 5 5 5 5 5

B

sl. sl.

41

T 7 7 7

A 7 7 7

B

sl.


44

T 12 12 12 12 12 12 12 12 7 7

A 12 12 12 12 12 12 12 12 7 7

B


47



T  
A  
B

12 12 12 12 12 12 12 12 12 12 12 12


50



T  
A  
B

12 12 12 12 12 12 12 12 12 12 12 12

53



T  
A  
B

12 12 12 12 12 12 12 12 12 12 12 12

56

59

Printed using TabView by Simone Tellini - <http://www.tellini.org/mac/tabview/>

[illegible]

67

T

A

B

5 5 5 5 12 12 7 7 7

sl. sl.

T

A

B

71

T 12 5 12 7

A 5 5 5 7

B sl. sl.

75

T 12 12 5 12 7 7 7

A 5 5 5 12 7 7 7

B sl. sl. sl.

79

12

5 5 5 5

12 12 7 7 7

7 7 7

sl.

83

12 12

sl.

87

12 12

sl.

91

12 12

5 4 5 5 5 5 5 4

sl. sl. sl. sl.

[illegible]



7

T  
A  
B

H H *sl.* H

11

T  
A  
B

H H H

15

T  
A  
B

H H H

19

T  
A  
B

0 2 4 2 2 4 2 2 4

H H H

23

T  
A  
B

5 5 5 7 5 5 7 5 5 7 5

0 7 5

H H

Printed using TabView by Simone Tellini - <http://www.tellini.org/mac/tabview/>

27

T  
A  
B

H H P H H

30

T  
A  
B

H H P H H H

33

T  
A  
B

sl. H H H

37

Gtrs I, III

41

45

Gtr II

T

A

B

H H H H H H H sl.

48

T  
A  
B

2 4 2 2 4 2 2 6 6 5 4 4 2 4 2 5 7 5 5 7 5 5 7 5 5 7 5 5 7

H H H H

51

T  
A  
B

5 7 5 5 7 5 5 7 5 5 7 5 5 7 5 5 7 5 5 7 5 5 7 5 5 7 5 5 7

H H H H H H H H

The image displays a musical score for the song "The Sound of Silence" by Simon & Garfunkel. The score is written for guitar and piano, with the guitar part in E major and the piano part in C major. The score is divided into two systems, each containing a guitar part and a piano part.

**System 1:**

- Guitar Part (Gtr II):** The first staff shows a melodic line in E major, starting with a treble clef and a key signature of one sharp (F#). The second staff shows a bass line in E major, starting with a bass clef and a key signature of one sharp (F#). The guitar part is labeled "Gtr II".
- Piano Part (Gtrs I, III):** The piano part is labeled "Gtrs I, III". It features a complex, arpeggiated pattern in the right hand, with the left hand providing a steady bass line. The piano part is labeled "Gtrs I, III".

**System 2:**

- Guitar Part (Gtr I):** The guitar part is labeled "Gtr I". It continues the melodic line from the first system, with a treble clef and a key signature of one sharp (F#). The guitar part is labeled "Gtr I".
- Piano Part (Gtrs I, III):** The piano part continues the arpeggiated pattern from the first system, with the left hand providing a steady bass line. The piano part is labeled "Gtrs I, III".

The score is written in standard musical notation, with a treble clef for the guitar part and a bass clef for the piano part. The key signature is one sharp (F#), and the time signature is 4/4. The score is divided into two systems, each containing a guitar part and a piano part.

59

Full

Full

sl.

62

H H P H H H

65

69

Gtrs I, III

73

77

Gtr II

78

79

80

81

82

83

84

85

86

87

88

89

90

91

92

93

94

95

96

97

98

99

100

101

102

103

104

105

106

107

108

109

110

111

112

113

114

115

116

117

118

119

120

121

122

123

124

125

126

127

128

129

130

131

132

133

134

135

136

137

138

139

140

141

142

143

144

145

146

147

148

149

150

151

152

153

154

155

156

157

158

159

160

161

162

163

164

165

166

167

168

169

170

171

172

173

174

175

176

177

178

179

180

181

182

183

184

185

186

187

188

189

190

191

192

193

194

195

196

197

198

199

200

201

202

203

204

205

206

207

208

209

210

211

212

213

214

215

216

217

218

219

220

221

222

223

224

225

226

227

228

229

230

231

232

233

234

235

236

237

238

239

240

241

242

243

244

245

246

247

248

249

250

251

252

253

254

255

256

257

258

259

260

261

262

263

264

265

266

267

268

269

270

271

272

273

274

275

276

277

278

279

280

281

282

283

284

285

286

287

288

289

290

291

292

293

294

295

296

297

298

299

300

301

302

303

304

305

306

307

308

309

310

311

312

313

314

315

316

317

318

319

320

321

322

323

324

325

326

327

328

329

330

331

332

333

334

335

336

337

338

339

340

341

342

343

344

345

346

347

348

349

350

351

352

353

354

355

356

357

358

359

360

361

362

363

364

365

366

367

368

369

370

371

372

373

374

375

376

377

378

379

380

381

382

383

384

385

386

387

388

389

390

391

392

393

394

395

396

397

398

399

400

401

402

403

404

405

406

407

408

409

410

411

412

413

414

415

416

417

418

419

420

421

422

423

424

425

426

427

428

429

430

431

432

433

434

435

436

437

438

439

440

441

442

443

444

445

446

447

448

449

450

451

452

453

454

455

456

457

458

459

460

461

462

463

464

465

466

467

468

469

470

471

472

473

474

475

476

477

478

479

480

481

482

483

484

485

486

487

488

489

490

491

492

493

494

495

496

497

498

499

500

501

502

503

504

505

506

507

508

509

510

511

512

513

514

515

516

517

518

519

83

T 2 2 2 2 2 2 2 2 0 0 0 0 0 0 0 0  
A 0 0 0 0 0 0 0 0 0 0 0 0 0 0 0 0  
B 0 0 0 0 0 0 0 0 0 0 0 0 0 0 0 0

H H H H H H H H

85

Gtr III

Full Full Full Full

T 0 0 0 0 0 0 0 7 7 7 7 7 7 5 5 7 5 7 5 7  
A 1 1 1 1 1 1 1 7 7 7 7 7 7 5 5 7 5 7 5 7  
B 0 0 0 0 0 0 0 7 7 7 7 7 7 5 5 7 5 7 5 7

H H H H

Gtr I

Gtrs I, IV

T 0 0 0 0 0 0 0 0 0 0 0 0 0 0 0 0 0 0 0 0  
A 1 1 1 1 1 1 1 0 0 0 0 0 0 0 0 0 0 0 0 0  
B 0 0 0 0 0 0 0 0 0 0 0 0 0 0 0 0 0 0 0 0

88

Gtrs I, IV

Gtr III

94

T  
A  
B

Hallelujah

96

**V**

**T**

**A**

**B**

**V**

**T**

**A**

**B**

H P

H P

sl.

98

T  
A  
B

T  
A  
B

12 13 12 15 15 13 13 15 15 13 13 12 13

9 10 9 12 12 10 10 12 12 10 10 9 10

17 15 17 15 17 15 17 15

H P H P

[illegible]

[illegible]

110

Full

T 12 12 10 10 11 11 9 11 9 11 10 12 10 12 14 12 12

A 6 6 5

B

sl.

113

3

5

5 7 5 7 5 7 5 7

2 4 2 4 2 4

0

H H P H H H H P H

116

T 5 7 5 5 7 5 5 7 5

A

B

H H H

119

T 5 7 5 5 7 5 5 7 5 5 7 5 5 7 5

A

B

H H H P H H H

122

T 5 7 5 5 7 5 5 7 5 5 7 5 5 7 5

A

B

H H H H P H H

125

128

The musical score for measures 125-137 of "Champagne Supernova" by Oasis is presented in three systems. Each system includes a guitar melody, a bass line with fret numbers, and a drum part with 'H' (hit) and 'P' (pedal) notation. The guitar melody is written in treble clef, and the bass line is written in bass clef. The drum part is written in a simplified notation. The score is divided into two systems, with measures 125-137 in the first system and measures 128-137 in the second system. The guitar melody features a mix of eighth and sixteenth notes, with some measures containing triplets. The bass line is primarily composed of eighth notes, with some measures containing triplets. The drum part consists of a steady eighth-note pattern, with occasional 'P' notation indicating a pedal point.

[illegible]



The image displays a musical score for the song "The Rose Tree". It consists of three systems of music, each with a vocal melody line and a guitar accompaniment. The guitar part is written for a six-string guitar, with a complex arpeggiated pattern in the right hand and a bass line in the left hand. The vocal part is a simple melody with lyrics "The Rose Tree".

**System 1 (Measures 1-4):**

- Vocal Melody:** Starts with a whole note chord (F#4, A4, C#5), followed by a half note (F#4), a quarter note (A4), and a quarter note (C#5). The melody continues with a half note (F#4), a quarter note (A4), and a quarter note (C#5).
- Guitar Accompaniment:** The right hand plays a complex arpeggiated pattern of chords (F#4, A4, C#5) in a 4/4 time signature. The left hand plays a bass line with notes (F#4, A4, C#5).

**System 2 (Measures 5-8):**

- Vocal Melody:** Continues the melody with a half note (F#4), a quarter note (A4), and a quarter note (C#5). The melody continues with a half note (F#4), a quarter note (A4), and a quarter note (C#5).
- Guitar Accompaniment:** The right hand continues the arpeggiated pattern. The left hand plays a bass line with notes (F#4, A4, C#5).

**System 3 (Measures 9-12):**

- Vocal Melody:** Continues the melody with a half note (F#4), a quarter note (A4), and a quarter note (C#5). The melody continues with a half note (F#4), a quarter note (A4), and a quarter note (C#5).
- Guitar Accompaniment:** The right hand continues the arpeggiated pattern. The left hand plays a bass line with notes (F#4, A4, C#5).

21

T

A

B

T

A

B

The image displays a musical score for the song "The Sound of Silence" by Simon & Garfunkel. The score is arranged in three systems, each containing a guitar part (top), a vocal part (middle), and a piano part (bottom). The guitar part is written in standard notation with a key signature of one sharp (F#) and a 4/4 time signature. The vocal part includes the lyrics "Hello, hello, good-bye, good-bye" and "The sound of silence". The piano part is written in standard notation with a key signature of one sharp (F#) and a 4/4 time signature. The score includes various musical notations such as notes, rests, and dynamic markings like "Full".

33

Full Full Full Full

T  
A  
B

37

T  
A  
B

41

45

Full

Full

sl.

49


53

T  
A  
B

T  
A  
B


T  
A  
B

57



T 4 4 4 5 4 5 4 4  
A 4 4 4 4 4 4 4 4  
B 0 0 0 0 0 0 0 0

61



T 0 0 0 0 0 0 7 7 7 7 5 5 4 4 4 4  
A 3 3 3 3 3 3 9 9 9 9 5 5 5 5 5 5  
B 4 4 4 4 4 4 0 0 0 0 0 0 0 0 0 0

65

T 4 4 4 5 4 5 4 4  
A 4 4 4 4 4 4 4 4  
B 0 0 2 2 2 2 2 2


T 0 0 0 0 0 0 0 0 0 0 0 0 0 0 0 0  
A 1 1 1 1 1 1 1 1 1 1 1 1 1 1 1 1  
B 2 2 2 2 2 2 2 2 2 2 2 2 2 2 2 2

69

T 0 0 0 0 0 0 7 7 7 7 5 5 4 4 4 4  
A 3 3 3 3 3 3 9 9 9 9 5 5 5 5 5 5  
B 4 4 4 4 4 4 0 0 0 0 0 0 0 0 0 0

T 0 0 0 0 0 0 0 0 0 0 0 0 0 0 0 0  
A 3 3 3 3 3 3 3 3 3 3 3 3 3 3 3 3  
B 4 4 4 4 4 4 0 0 0 0 0 0 0 0 0 0

73



77

Printed using TabView by Simone Tellini - <http://www.tellini.org/mac/tabview/>

Measures 81-84 of the musical score. The guitar part (top) features a melodic line with a key signature of one sharp (F#) and a 12/8 time signature. The bass part (bottom) provides a rhythmic accompaniment with a mix of eighth and sixteenth notes. The score is written for guitar and bass, with the guitar part on a single staff and the bass part on a three-staff system (Treble, Alto, Bass).

89



89

T 0 3 0 0 3 3 0 3 2 2 0 2

A 2 0 2 0 2 0 2 0 2 0 2 0

B 0 0 0 0 0 0 0 0 0 0 0 0

90

T 0 0 0 0 0 0 0 0 0 0 0 0

A 2 2 2 2 2 2 2 2 2 2 2 2

B 0 0 0 0 0 0 0 0 0 0 0 0

91

T 0 0 0 0 0 0 0 0 0 0 0 0

A 2 2 2 2 2 2 2 2 2 2 2 2

B 0 0 0 0 0 0 0 0 0 0 0 0

92

T 11 11 11 11 9 11 11 9 11 9 x x

A 11 11 11 11 9 11 11 9 11 9 x x

B 9 11 9 9 9 11 11 9 9 11 11 9 9

H H H P

93

T 0 0 0 0 0 0 0 0 0 0 0 0

A 2 2 2 2 2 2 2 2 2 2 2 2

B 0 0 0 0 0 0 0 0 0 0 0 0

94

T 0 0 0 0 0 0 0 0 0 0 0 0

A 2 2 2 2 2 2 2 2 2 2 2 2

B 0 0 0 0 0 0 0 0 0 0 0 0

95

T 0 0 0 0 0 0 0 0 0 0 0 0

A 2 2 2 2 2 2 2 2 2 2 2 2

B 0 0 0 0 0 0 0 0 0 0 0 0

96

T 0 0 0 0 0 0 0 0 0 0 0 0

A 2 2 2 2 2 2 2 2 2 2 2 2

B 0 0 0 0 0 0 0 0 0 0 0 0

97

T 0 0 0 0 0 0 0 0 0 0 0 0

A 2 2 2 2 2 2 2 2 2 2 2 2

B 0 0 0 0 0 0 0 0 0 0 0 0

The image displays a musical score for the song "The Rose Tree". It is organized into three systems, each containing a vocal melody line, a guitar accompaniment line, and a three-part harmony line (Tenor, Alto, Bass).

- System 1 (Measures 95-102):** The vocal melody begins with a treble clef and a key signature of one sharp (F#). The guitar accompaniment uses a standard six-string guitar notation. The three-part harmony is written for Tenor (T), Alto (A), and Bass (B) voices, with fingerings indicated by numbers 1-5.
- System 2 (Measures 103-110):** This system continues the musical themes established in the first system, with the vocal line featuring a melodic phrase and the guitar providing harmonic support.
- System 3 (Measures 111-118):** The final system of the score, concluding the piece. It maintains the same instrumental and vocal parts.

The score is presented in a clear, professional layout, suitable for a music manuscript or a digital score display. The notation includes standard musical symbols such as clefs, key signatures, notes, rests, and fingerings.

102

T  
A  
B

106

T  
A  
B

110

T  
A  
B

114

T  
A  
B

118

T 0 0 0 14 14 14 14 14 0 0 12 12 12 11 11 14 14 14 14 14 14 14 14

A 12 12 11 11 14 14 14 14 14 14 14 14 14 14 14 14 14 14 14 14 14 14

B 12 11 11 0 0 12 12 11 11 14 14 14 14 14 14 14 14 14 14 14 14

122

T 14 14 14 14 14 14 14 14 14 14 14 14 14 14 14 14 14 14 14 14 14 14

A 14 14 14 14 14 14 14 14 14 14 14 14 14 14 14 14 14 14 14 14 14 14

B 14 14 14 14 14 14 14 14 14 14 14 14 14 14 14 14 14 14 14 14 14 14

123

T 14 14 14 14 14 14 14 14 14 14 14 14 14 14 14 14 14 14 14 14 14 14

A 14 14 14 14 14 14 14 14 14 14 14 14 14 14 14 14 14 14 14 14 14 14

B 14 14 14 14 14 14 14 14 14 14 14 14 14 14 14 14 14 14 14 14 14 14

# COLUMBIA

As recorded by Oasis

♩ = 100

1

Gtr I

T 0 1 2

A 0 1 2

B 3 3 3

5

T 0 1 2

A 0 1 2

B 3 3 3

A D C

9

Gtr II

T 0 1 2

A 0 1 2

B 3 3 3

Gtr I

T 0 1 2

A 0 1 2

B 3 3 3

sl. H H sl.

1/2 1/2 Full

A

13

T  
A  
B

H H H H

D A

16

T  
A  
B

sl. sl.

D C A

20

Gtrs I, II

T  
A  
B

24

D C A

Gtr II

T A B

Gtr I

T A B

27

D C A

Gtrs I, II

T A B

31

D C A

T A B

34

Gtr II

D C A

Gtr I

H H H H

1/2.....1

38

D C A

H H H H

1/2.....1

42

Gtrs I, II

D C A

46

D C

T A B

49

A

T A B

52

D C A

T A B

56

D C A

Gtr II

T A B

Gtr I

T A B

H

59

D C A

T  
A  
B

H H H H

63

D C A

T  
A  
B

H H H H

66

D C

T  
A  
B

Full Full Full Full Full Full, Full Full Full Full Full Full, Full Full Full Full Full Full, Full Full Full Full Full Full, Full Full Full Full Full Full, Full Full Full Full Full Full

69

A

T  
A  
B

Full Full Full Full Full Full, Full Full Full Full Full Full, Full Full Full Full Full Full, Full Full Full Full Full Full, Full Full Full Full Full Full, Full Full Full Full Full Full

The image displays a musical score for the song "The Sound of Silence" by Simon & Garfunkel. It is divided into two systems, each containing a guitar part and a vocal part.

**System 1:**

- Guitar Part:** The first staff shows a treble clef with a key signature of one sharp (F#). The music consists of chords and arpeggiated patterns. Chords are labeled: Dm7, C, and A. The second staff shows the guitar tablature with fret numbers (0, 1, 2, 3, 4, 5) and a capo position of 75.
- Vocal Part:** The first staff shows a treble clef with a key signature of one sharp. The music consists of a melody line. The second staff shows the vocal tablature with fret numbers (0, 1, 2, 3, 4, 5) and a capo position of 75.

**System 2:**

- Guitar Part:** The first staff shows a treble clef with a key signature of one sharp. The music consists of chords and arpeggiated patterns. Chords are labeled: Dm7, C, and A. The second staff shows the guitar tablature with fret numbers (0, 1, 2, 3, 4, 5) and a capo position of 75.
- Vocal Part:** The first staff shows a treble clef with a key signature of one sharp. The music consists of a melody line. The second staff shows the vocal tablature with fret numbers (0, 1, 2, 3, 4, 5) and a capo position of 75.

The image displays a musical score for the song "The Sound of Silence" by Simon & Garfunkel. The score is arranged in three systems, each containing three staves: a top staff for guitar, a middle staff for vocal melody, and a bottom staff for bass. The guitar part is written in standard notation with a key signature of one sharp (F#) and a 4/4 time signature. The vocal part is written in a simplified notation with notes on a five-line staff. The bass part is written in a simplified notation with notes on a five-line staff. The score includes chord names (Dm7, C, A) and dynamic markings (p, f). The first system covers measures 1-4, the second system covers measures 5-8, and the third system covers measures 9-12. The score is presented in a clean, black-and-white format with a clear layout.

83

Dm7 C A

T  
A  
B

H H H H

87

Dm7 C A

T  
A  
B

H H H H

91

D Dm7 C A

Full Full 1/2 Full 1/2

H H H H

94

D Dm7 C

Full Full Full

H H H H

97

A D Dm7 C

101

A D Dm7 C

Printed using TabView by Simone Tellini - <http://www.tellini.org/mac/tabview/>

A

105

T  
A  
B

Full Full 1/2 1/2

C

A

108

T  
A  
B

1/2 1/2 1/2...1 1/2 1/2

111

D C

T  
A  
B

A D

114

T  
A  
B

117

C A

T A B

1/2 1/2... 1/2 1/2 1/2

120

D C A

T A B

1/2 1/2 1/2... 1/2 1/2

123

D C

T  
A  
B

A D

126

T  
A  
B

129

C

T 0 0 0 0 0 0 0  
A 0 0 0 0 0 0 0  
B 3 3 3 3 3 3 3

T 5 5 5 5 5 5 5  
A 4 4 4 4 4 4 4  
B

1/2 1/2 1/2

# DIGSY'S DINNER

As recorded by Oasis

♩ = 138 (♩ = 5 3 1)

First system of musical notation for Gtr I. It consists of a single staff with a treble clef and a key signature of one sharp (F#). The notation includes various chords and melodic lines, with some notes marked with a '1' above them.

Gtr I

|   |   |   |   |   |   |   |   |   |   |   |   |   |   |   |   |   |   |   |   |   |   |
|---|---|---|---|---|---|---|---|---|---|---|---|---|---|---|---|---|---|---|---|---|---|
| T | 5 | 5 | 5 | 5 | 5 | 6 | 6 | 6 | 6 | 6 | 2 | 2 | 2 | 2 | 2 | 2 | 2 | 0 | 0 | 0 | 0 |
| A | 6 | 6 | 6 | 6 | 6 | 4 | 4 | 4 | 4 | 4 | 2 | 2 | 2 | 2 | 2 | 2 | 2 | 1 | 1 | 1 | 1 |
| B | 7 | 7 | 7 | 7 | 7 | 6 | 6 | 6 | 6 | 6 | 0 | 0 | 0 | 0 | 0 | 0 | 0 | 2 | 2 | 2 | 2 |
|   | 5 | 5 | 5 | 5 | 5 | 4 | 4 | 4 | 4 | 4 |   |   |   |   |   |   |   | 0 | 0 | 0 | 0 |

D

E

D7

A

Second system of musical notation for Gtr II. It consists of a single staff with a treble clef and a key signature of one sharp (F#). The notation includes various chords and melodic lines, with some notes marked with a '5' above them.

Gtr II

|   |   |   |   |   |   |   |   |   |   |   |   |   |   |   |   |   |   |   |   |   |   |
|---|---|---|---|---|---|---|---|---|---|---|---|---|---|---|---|---|---|---|---|---|---|
| T | 7 | 0 | 0 | 0 | 0 | 0 | 0 | 0 | 2 | 2 | 2 | 2 | 2 | 2 | 2 | 2 | 2 | 2 | 2 | 2 | 2 |
| A | 7 | 1 | 1 | 1 | 1 | 1 | 1 | 1 | 1 | 1 | 1 | 1 | 1 | 1 | 1 | 1 | 1 | 1 | 1 | 1 | 1 |
| B | 5 | 2 | 2 | 2 | 2 | 2 | 2 | 2 | 2 | 2 | 2 | 2 | 2 | 2 | 2 | 2 | 2 | 2 | 2 | 2 | 2 |
|   |   | 0 | 0 | 0 | 0 | 0 | 0 | 0 | 0 | 0 | 0 | 0 | 0 | 0 | 0 | 0 | 0 | 0 | 0 | 0 | 0 |

Third system of musical notation for Gtr I. It consists of a single staff with a treble clef and a key signature of one sharp (F#). The notation includes various chords and melodic lines, with some notes marked with a '3' above them.

Gtr I

|   |   |   |   |   |   |   |   |   |   |   |   |   |   |   |   |   |   |   |   |   |   |
|---|---|---|---|---|---|---|---|---|---|---|---|---|---|---|---|---|---|---|---|---|---|
| T | 0 | 0 | 0 | 0 | 0 | 0 | 0 | 0 | 2 | 2 | 2 | 2 | 2 | 2 | 2 | 2 | 2 | 2 | 2 | 2 | 2 |
| A | 3 | 1 | 1 | 1 | 1 | 1 | 1 | 1 | 1 | 1 | 1 | 1 | 1 | 1 | 1 | 1 | 1 | 1 | 1 | 1 | 1 |
| B |   | 2 | 2 | 2 | 2 | 2 | 2 | 2 | 0 | 0 | 0 | 0 | 0 | 0 | 0 | 0 | 0 | 0 | 0 | 0 | 0 |
|   |   | 0 | 0 | 0 | 0 | 0 | 0 | 0 |   |   |   |   |   |   |   |   |   |   |   |   |   |



The image displays a musical score for guitar, consisting of two systems of music. The first system covers measures 17-19, and the second system covers measures 21-23. The score includes a treble clef staff with a key signature of one sharp (F#), a guitar staff with fret numbers, and a bass staff with fret numbers. Chord names (C#7, D5, E5, D7, A) are indicated above the staff. The music features a mix of chords, single notes, and triplets.

**System 1 (Measures 17-19):**

- Measure 17:** Treble clef staff shows a series of eighth notes (F#, C#, G, D). Bass staff shows fret numbers 5, 5, 5, 5.
- Measure 18:** Treble clef staff shows a series of eighth notes (F#, C#, G, D). Bass staff shows fret numbers 6, 6, 6, 6.
- Measure 19:** Treble clef staff shows a series of eighth notes (F#, C#, G, D). Bass staff shows fret numbers 3, 3, 3, 3.

**System 2 (Measures 21-23):**

- Measure 21:** Treble clef staff shows a series of eighth notes (F#, C#, G, D). Bass staff shows fret numbers 2, 2, 2, 2.
- Measure 22:** Treble clef staff shows a series of eighth notes (F#, C#, G, D). Bass staff shows fret numbers 2, 2, 2, 2.
- Measure 23:** Treble clef staff shows a series of eighth notes (F#, C#, G, D). Bass staff shows fret numbers 2, 2, 2, 2.

25

C#7 D5 E5

29

D5 E D7 A D

H

25

29

H

33

F# A

T A B

T A B

B C#7

T A B

T A B

The image displays a musical score for the song "The Sound of Silence" by Simon & Garfunkel. It includes a guitar part and a vocal part, both with corresponding chord diagrams.

**Guitar Part:**

- Staff 1:** Treble clef, key signature of one sharp (F#). The first measure is a whole note chord (D5). The second measure is a whole note chord (E). The third measure is a whole note chord (D7). The fourth measure is a whole note chord (A). The fifth measure is a whole note chord (D7). The sixth measure is a whole note chord (A). The seventh measure is a whole note chord (D7). The eighth measure is a whole note chord (A).
- Staff 2:** Treble clef, key signature of one sharp (F#). The first measure is a whole note chord (D5). The second measure is a whole note chord (E). The third measure is a whole note chord (D7). The fourth measure is a whole note chord (A). The fifth measure is a whole note chord (D7). The sixth measure is a whole note chord (A). The seventh measure is a whole note chord (D7). The eighth measure is a whole note chord (A).

**Vocal Part:**

- Staff 1:** Treble clef, key signature of one sharp (F#). The first measure is a whole note chord (D5). The second measure is a whole note chord (E). The third measure is a whole note chord (D7). The fourth measure is a whole note chord (A). The fifth measure is a whole note chord (D7). The sixth measure is a whole note chord (A). The seventh measure is a whole note chord (D7). The eighth measure is a whole note chord (A).
- Staff 2:** Treble clef, key signature of one sharp (F#). The first measure is a whole note chord (D5). The second measure is a whole note chord (E). The third measure is a whole note chord (D7). The fourth measure is a whole note chord (A). The fifth measure is a whole note chord (D7). The sixth measure is a whole note chord (A). The seventh measure is a whole note chord (D7). The eighth measure is a whole note chord (A).

**Chord Diagrams:**

- D5:** Treble clef, one sharp (F#). Fingering: 2, 3, 4, 5.
- E:** Treble clef, one sharp (F#). Fingering: 1, 2, 3, 4, 5.
- D7:** Treble clef, one sharp (F#). Fingering: 1, 2, 3, 4, 5.
- A:** Treble clef, one sharp (F#). Fingering: 1, 2, 3, 4, 5.

[illegible]

53

Dm7 E D7 A

Gtr II

Gtr I

57

F# A

53

57

53

57

[illegible][illegible]

The image displays a musical score for the song "The Sound of Silence" by Simon & Garfunkel. It includes a guitar part and two vocal parts (T and A) with corresponding chord diagrams. The guitar part is written in treble clef, and the vocal parts are written in treble clef. The score is divided into measures, with chord changes indicated by letters (D5, E, D7, A) above the staff. The guitar part features a complex rhythm with triplets and a key signature of one sharp (F#). The vocal parts are in a lower register, with the tenor part (T) and alto part (A) both featuring a key signature of one sharp (F#). The chord diagrams show the fingerings for the guitar, with numbers 1-4 indicating the frets and '0' indicating the open string. The score is presented in a clean, black-and-white format, suitable for a music book or sheet music.

[illegible]

85

**T** 2 2  
**A** 2 2  
**B** 0 0

**T** 3 3 2 2  
**A** 2 4 4 2  
**B** 2

H

# DON'T GO AWAY

As recorded by Noel Gallagher

♩ = 80

Gtr I

T

A

B

H H

[7] [7]

5

1/2

2

2

N.H. -- 1

T

A

B

5 5 0 7 7 5 7 5 7 7 7 5 7 5 5 7 7 7 [7] [7]

H H


The first system of the musical score for 'The Rose Tree' is shown. It consists of a treble clef staff and three bass clef staves labeled T, A, and B. The treble staff contains a melody starting with a half note (labeled 1/2) and a quarter note (labeled 1/4), followed by a long note. The bass staves show fingerings: T (5, 5, 0, 7, 7), A (5, 7, 7), and B (5, 7, 7).

Gtr II

The fretboard diagram for guitar II shows the following fret numbers for the T, A, and B strings:

| Fret | T | A | B |
|------|---|---|---|
| 0    |   |   |   |
| 1    |   |   |   |
| 2    |   |   |   |
| 3    |   |   |   |
| 4    |   |   |   |
| 5    |   |   |   |
| 6    |   |   |   |
| 7    |   |   |   |
| 8    |   |   |   |
| 9    |   |   |   |
| 10   |   |   |   |
| 11   |   |   |   |
| 12   |   |   |   |
| 13   |   |   |   |

12



Gtr II

T  
A  
B

[illegible][illegible]

18

T 0 1 3 2 1 0 0 1 3 2 1 0

A

B

20

T 0 1 3 2 1 0 0 1 3 2 1 0

A

B

22

T 0 1 3 2 1 0 0 1 3 2 1 0

A

B

24

T 0 1 3 2 1 0  
A 0  
B

26

T 0 1 3 2 1 0  
A 0  
B

T 0 1 3 2 1 0  
A 0  
B

T 0 1 3 2 1 0  
A 0  
B

29

Gtr I

2

T

A

B

Gtr III

T

A

B

Gtr II

T

A

B

32

Gtr III

T

A

B

Gtr II

T

A

B

34

T 0 1 3 2  
A 0  
B

36

T 0 1 3 2 1 0  
A 0  
B

38

T 0 1 3 2 1 0 0 1 3 2 1 0

A 0 0 0 0 0 0 0 0 0 0 0 0

B

40

T 0 1 3 2 1 0 0 1 3 2 1 0

A 0 0 0 0 0 0 0 0 0 0 0 0

B

42

T 0 1 3 2 1 0 0 1 3 2 1 0

A 0 0 0 0 0 0 0 0 0 0 0 0

B

44

T 0 1 3 2 1 0 0 1 3 2 1 0  
A  
B

T 0 1 3 2 1 0 0 1 3 2 1 0  
A  
B

46

T 0 1 3 2 1 0 0 1 3 2 1 0  
A  
B

T 0 1 3 2 1 0 0 1 3 2 1 0  
A  
B

48

T 0 1 3 2 1 0 0 1 3 2 1 0 0 1 3 2 1 0  
A  
B

T 0 1 3 2 1 0 0 1 3 2 1 0 0 1 3 2 1 0  
A  
B

51

Gtr I

T 0 1 3 3 1

A 0

B

H P

T 5 7 5 7 5 7 5 5

A 5 7 7 7

B

T 5 7 7 7

A 5 7 7 7

B

54

T 1 1 1 1 1 1 1 1 1 1 1 1 1 1 1

A 3 3 3 3 3 3 3 3 3 3 3 3 3 3 3

B

T 0 0 0 0 0 0 0 0 0 0 0 0 0 0 0

A 0 0 0 0 0 0 0 0 0 0 0 0 0 0 0

B

T 0 0 0 0 0 0 0 0 0 0 0 0 0 0 0

A 0 0 0 0 0 0 0 0 0 0 0 0 0 0 0

B

H P sl.

[illegible]

The image displays two systems of guitar notation. Each system consists of three staves: a standard musical staff with a treble clef, a tablature staff with fret numbers, and a bass staff with a bass clef. The first system is labeled 'Gtr III' and the second 'Gtr II'. The notation includes various musical symbols such as notes, rests, and accidentals.

67

T 0 1 3 2 1 0

A

B

T 0 1 3 2 1 0

A

B

69

T 0 1 3 2 1 0

A

B

T 0 1 3 2 1 0

A

B

71

T 0 1 3 2 1 0

A

B

T 0 1 3 2 1 0

A

B



79

Gtr IV

T

A

B

Gtr III

T

A

B

Gtr II

T

A

B

82

T

A

B

T

A

B

T

A

B

85

T  
A 3 3 3  
B 3 0 2 2 0  
H

T 0 1 3 1 1 3 1  
A  
B

88


3x  
H H

T 0 1 3 1 1 3 1  
A  
B

3x

T 0 1 3 1 1 3 1  
A  
B

91



Gtrs II, III, IV

**T** 0

**A**

**B**

# DON'T LOOK BACK IN ANGER

As recorded by Oasis - Noel Gallagher

♩ = 82

1

Gtr V

T

A

B

H

H

H

C

Am

E

F

G

5

Gtr I

T

A

B

sl.

Gtr V

T

A

B

H

H

Gtr II

T

A

B

sl.



12

The image displays a musical score for two guitar parts, Gtr III and Gtr IV, from the song 'Don't Look Back in Anger' by Noel Gallagher. The score is written in standard musical notation on a treble clef staff, with a key signature of one sharp (F#) and a 4/4 time signature. The Gtr III part begins with a series of eighth-note chords, followed by a rest and then a sequence of eighth notes. The Gtr IV part follows a similar pattern, with a series of eighth-note chords and then a sequence of eighth notes. The score is divided into two systems, each with a guitar part and a corresponding tablature. The tablature for Gtr III shows fret numbers 5, 7, 11, and 8, with a 'H' (hammer-on) indicated. The tablature for Gtr IV shows fret numbers 3, 2, 0, 2, 0, 2, 0, 3, 5, 7, 5, 3, with 'H' and 'sl.' (slide) indicated. The score is written in a clean, professional style with clear notation and a well-organized layout.

Gtr III

T 5 5 5 5 7 7 7 5 11 8

A 5 5 5 5 7 7 7 5 11 8

B 3 3 3 3 5 5 5 3 11 8

H

Gtr IV

T 3 2 0 0 2 2 0 5 5 3 x 5 7 5 3

A 3 2 0 0 2 2 0 5 5 3 x 5 7 5 3

B 3 2 0 0 2 2 0 5 5 3 x 5 7 5 3

H H sl.



18

The musical score is presented in three systems, each with a guitar staff (T), a bass staff (A), and a drum staff (B). The guitar staff uses a treble clef and a key signature of one sharp (F#). The bass staff uses a bass clef and a key signature of one sharp (F#). The drum staff uses a standard drum notation with a key signature of one sharp (F#). The score includes various musical notations such as chords, scales, and rhythmic patterns. The guitar staff features a complex arrangement with multiple staves and a variety of musical notations including chords, scales, and rhythmic patterns. The bass staff uses a bass clef and a key signature of one sharp (F#). The drum staff uses a standard drum notation with a key signature of one sharp (F#). The score includes various musical notations such as chords, scales, and rhythmic patterns.

**System 1:**

- Guitar (T):** Treble clef, key signature of one sharp (F#). The staff contains a complex arrangement of chords and scales, including a prominent F#m chord and a series of eighth notes.
- Bass (A):** Bass clef, key signature of one sharp (F#). The staff contains a series of eighth notes and chords, including a prominent F#m chord and a series of eighth notes.
- Drums (B):** Standard drum notation, key signature of one sharp (F#). The staff contains a series of eighth notes and chords, including a prominent F#m chord and a series of eighth notes.

**System 2:**

- Guitar (T):** Treble clef, key signature of one sharp (F#). The staff contains a complex arrangement of chords and scales, including a prominent F#m chord and a series of eighth notes.
- Bass (A):** Bass clef, key signature of one sharp (F#). The staff contains a series of eighth notes and chords, including a prominent F#m chord and a series of eighth notes.
- Drums (B):** Standard drum notation, key signature of one sharp (F#). The staff contains a series of eighth notes and chords, including a prominent F#m chord and a series of eighth notes.

**System 3:**

- Guitar (T):** Treble clef, key signature of one sharp (F#). The staff contains a complex arrangement of chords and scales, including a prominent F#m chord and a series of eighth notes.
- Bass (A):** Bass clef, key signature of one sharp (F#). The staff contains a series of eighth notes and chords, including a prominent F#m chord and a series of eighth notes.
- Drums (B):** Standard drum notation, key signature of one sharp (F#). The staff contains a series of eighth notes and chords, including a prominent F#m chord and a series of eighth notes.





34

**T**

**A**

**B**

*sl.*

**T**

**A**

**B**

Full....., Full

H H H

**T**

**A**

**B**

*sl.*

38

**System 1:**

T: [Musical notation]

A: [Musical notation]

B: [Musical notation]

*sl.*

**System 2:**

T: [Musical notation]

A: [Musical notation]

B: [Musical notation]

H H H H

Full Full.. Full

**System 3:**

T: [Musical notation]

A: [Musical notation]

B: [Musical notation]

*sl.*

41

Gtr IV

Full

Full

Full

Full Full

T

A

B

Gtr I

T

A

B

Gtr V

Full

Full

H H H P

44

The image displays a musical score for two guitar parts, Gtr III and Gtr IV, across four systems. Each system includes a standard musical staff with a treble clef and a corresponding guitar tablature.   
**System 1:** Gtr III has a melodic line with notes like G#4, A4, and B4. Gtr IV has a complex, fast-paced riff with many sixteenth and thirty-second notes.   
**System 2:** Continues the melodic and rhythmic patterns for both guitars.   
**System 3:** Gtr III has a more active line with frequent sixteenth notes. Gtr IV continues its intricate riff.   
**System 4:** The final system shows a change in the Gtr III line, moving to lower registers with notes like G3, F#3, and E3. Gtr IV also changes, featuring a 'Full' pickup and a sequence of notes including G2, F#2, and E2.   
The tablature for Gtr III uses numbers 1-11 and 'x' for muted notes. The tablature for Gtr IV uses numbers 1-10 and 'x' for muted notes. The letter 'H' is placed below the second and fourth systems, likely indicating a harmonic or specific technique.

Gtr III

Gtr IV

H

H

48



52



H

55

Gtr I

T

A

B

Gtr V

1/2

Full...

Full

Gtr II

T

A

B

58

The musical score is presented in three systems, each containing a guitar staff, a bass staff, and a drum staff. The guitar staff uses a treble clef and standard notation, while the bass staff uses a bass clef and standard notation. The drum staff uses a simplified notation system with numbers 1-5 for fingers and letters T, A, B for techniques. The score includes various musical notations such as chords, scales, and dynamic markings like *sl.* (sustained) and *p* (piano). The first system (measures 58-60) shows a complex guitar part with many chords and a bass line with a mix of eighth and sixteenth notes. The second system (measures 61-63) continues the guitar part with more complex chords and a bass line with a mix of eighth and sixteenth notes. The third system (measures 64-66) shows a guitar part with a mix of chords and a bass line with a mix of eighth and sixteenth notes. The drum part consists of a steady eighth-note pattern in the first two systems and a more complex pattern in the third system.

59

60

61

62

63

64

65

66

63

Gtr IV

T

A

B

Gtr I

Gtr VI

1/2 1/2 1/2 Full

T

A

B

H

Gtr V

Gtr III

T

A

B

H

66

Gtr VI

1/2 1/2 1/2

T  
A  
B

H sl. sl.

Gtr III

T  
A  
B

Gtr IV

T  
A  
B

68

Full

sl.

sl.

H

70

H

H

Printed using TabView by Simone Tellini - <http://www.tellini.org/mac/tabview/>

72

Full Full Full Full Full Full Full Full... Full

T 12 12 12 12 12 12 12 12 12 12 12 12 12 15 13 15 13 12 12 15 12

A

B

T

A

B 7 7 7 5 5 5 3 3 3 3 3 3 3 3 3 3 3 4

T

A

B 3 3 2 2 0 1

74

Gtrs V, VI Full<sub>1</sub> Full<sub>1</sub> Full<sub>1</sub> Full<sub>1</sub> Gtr I

T 15 15 12 12 12 12 12 12 15 15 17 17 17 17 17 17 5 5 5 5 5 5 5 5 5 5 5 5 5

A

B 5 3 5 5 5 3 5 3 3 3 3 3 3 3 3 3 3 3 3 3 3 3 3 3 3 3 3 3 3

T

A

B 5 3 5 5 5 3 5 3 3 3 3 3 3 3 3 3 3 3 3 3 3 3 3 3 3 3 3 3 3

T

A

B 5 3 5 3 5 3 5 3 5 3 5 3 5 3 5 3 5 3 5 3 5 3 5 3 5 3 5 3 5



85



T  
A 7 7 7 7 7 2 2 2 2 3 3 3 3 3 5 5 5 4 0 5 5 5 5 5 7 7 7 5  
B 7 7 7 7 7 2 2 2 2 3 3 3 3 3 5 5 5 5 0 5 5 5 5 5 7 7 7 5  
5 5 5 5 5 0 0 0 0 1 1 1 1 3 3 3 3 3 3 3 3 3 3 3 3 3 3 3

sl. sl.

86



T 8 8 5 7 9 8 8 8 5 5 9 7 5 7 5 6 5 5 5 8 8 5 5 6 5  
A 5 7 9 8 9 7 5 7 5 5 5 5 8 5 5 6 5  
B 5 7 9 8 9 7 5 7 5 5 5 5 8 5 5 6 5

sl. sl.

87



T 2 2 2 0 2 2 0 1 0 1 0 1 0 1 0 0 2 2 0 1 0 0 0 0  
A 2 2 2 0 2 2 0 1 0 1 0 1 0 1 0 0 2 2 0 1 0 0 0 0  
B 0 2 2 0 2 2 0 1 0 1 0 1 0 1 0 0 2 2 0 1 0 0 0 0

88



Gtr IV

T 5 5 7 9 8 8 5 8  
A 5 5 7 9 8 8 5 8  
B 5 5 7 9 8 8 5 8

sl.

89



Gtr I

T 5 5 5 5 5 5 5 5 5 5 5 5 7 7 5  
A 5 5 5 5 5 5 5 5 5 5 5 5 7 7 5  
B 5 5 5 5 5 5 5 5 5 5 5 5 7 7 5

Gtr V

T 6 5 5 8 8 6 5 7 5  
A 6 5 5 8 8 6 5 7 5  
B 6 5 5 8 8 6 5 7 5

P P

92

Gtr V

Full

Full

H H P H 5 H P

Gtr II

| T           | A           | B           |
|-------------|-------------|-------------|
| 0 1 0 0 1 0 | 2 0 2 0 0 0 | 3 2 2 0 0 0 |
| 2 2 2 0 2 0 | 0 0 0 0 0 0 | 0 2 2 0 2 0 |
| 1 1 1 1 1 1 | 3 3 3 3 3 3 | 1 1 1 1 1 1 |

95

Gtr V

Full

Full

H H P H 5 H P

Gtr II

| T           | A           | B           |
|-------------|-------------|-------------|
| 0 1 0 0 1 0 | 2 0 2 0 0 0 | 3 2 2 0 0 0 |
| 2 2 2 0 2 0 | 0 0 0 0 0 0 | 0 2 2 0 2 0 |
| 1 1 1 1 1 1 | 3 3 3 3 3 3 | 1 1 1 1 1 1 |





10

T  
A  
B

13

Gtr II

T  
A  
B

Gtr IV

T  
A  
B


Gtr III

Gtrs III, V

T  
A  
B

Measures 16-18 of the musical score. Measure 16 features a guitar solo for Gtr IV and a vocal line for T, A, and B. Measure 17 continues the guitar solo for Gtrs III, V and the vocal line. Measure 18 shows the guitar solo for Gtrs III, V and the vocal line. The score includes a guitar solo for Gtr IV in measure 16, a guitar solo for Gtrs III, V in measure 17, and a vocal line for T, A, and B in measure 18.


20



T 12 12 12 12 12 12

A

B




T

A

B


22



T 12

A

B




T

A

B

24



Gtrs III, V

T

A

B

26

T  
A  
B

28

Gtr IV

T  
A  
B

T  
A  
B

30

T  
A  
B

32

Gtr I

Full

Gtrs I, IV

T

A

B

35

Gtr IV

Full

Full

T

A

B

Gtr I

Full

Full

T

A

B

Gtrs III, V

T

A

B

38

Full

Full

Gtrs III, IV, V

41

43

**Gtr IV**

Tablature for Gtr IV (Tracks T, A, B):

| Track | Measure 1-10        | Measure 11-12        |
|-------|---------------------|----------------------|
| T     | 0 0 0 0 0 0 0 0 0 0 | 14 14 12 14 12 14 14 |
| A     | 0 0 0 0 0 0 0 0 0 0 |                      |
| B     | 0 0 0 0 0 0 0 0 0 0 |                      |

**Gtr III, V**

Tablature for Gtrs III, V (Tracks T, A, B):

| Track | Measure 1-10        | Measure 11-12       |
|-------|---------------------|---------------------|
| T     | 0 0 0 0 0 0 0 0 0 0 | 0 0 0 0 0 0 0 0 0 0 |
| A     | 0 0 0 0 0 0 0 0 0 0 | 0 0 0 0 0 0 0 0 0 0 |
| B     | 0 0 0 0 0 0 0 0 0 0 | 0 0 0 0 0 0 0 0 0 0 |

Full

45

T  
A 14 14 12 14 12 14 14  
B

Full

T  
A 2 2 0 2 0 2 2  
B

T  
A  
B

47

**T**  
**A**  
**B**

14 14 12 14 12 14 14

**T**  
**A**  
**B**

2 2 0 2 0 2 2

Full

**T**  
**A**  
**B**

49

T  
A 14 14 12 14 12 14 14  
B

T  
A 2 2 0 2 0 2 2  
B

T  
A  
B

51

The musical score is presented in three systems, each consisting of a guitar staff and a bass staff. The guitar staff uses a treble clef and a key signature of one sharp (F#). The bass staff uses a bass clef and a key signature of one sharp (F#). The score includes many triplets and numerical fret numbers (14, 12, 14, 12, 14, 14) indicating specific fret positions. The third system continues the melodic and rhythmic patterns established in the previous systems.

**System 1:**

Guitar staff: Treble clef, key signature of one sharp (F#). The melody consists of a series of eighth notes, many of which are grouped in triplets. The key changes to D major (two sharps) in the second system.

Bass staff: Bass clef, key signature of one sharp (F#). The bass line consists of a series of eighth notes, many of which are grouped in triplets. Numerical fret numbers (14, 12, 14, 12, 14, 14) are indicated below the staff.

**System 2:**

Guitar staff: Treble clef, key signature of two sharps (D major). The melody continues with eighth notes and triplets.

Bass staff: Bass clef, key signature of two sharps (D major). The bass line continues with eighth notes and triplets. Numerical fret numbers (2, 2, 0, 2, 0, 2, 2) are indicated below the staff. An arrow labeled "Full" points to the first "2" in the bass line.

**System 3:**

Guitar staff: Treble clef, key signature of two sharps (D major). The melody continues with eighth notes and triplets.

Bass staff: Bass clef, key signature of two sharps (D major). The bass line continues with eighth notes and triplets. Numerical fret numbers (2, 2, 0, 2, 0, 2, 2) are indicated below the staff.



57

1 1/2 1 1/2

H H

Gtrs III, V

59

Gtrs III, V

61

Gtr IV

12 12 12 12 12 12

Gtrs III, V

63

Gtrs III, V

T A B

65

Gtr IV

Full

T A B

Gtr I

Full

T A B

Gtrs III, V

T A B

68

Full

Full

Full

71

Full

T  
A  
B

14 14 12 14 12 14 12

2 2 0 2 0 2 0

74

Gtrs III, IV, V

T  
A  
B

76

**Gtr IV**

Tablature for Gtr IV (Tracks T, A, B):

| Track | Measure 1-10        | Measure 11-12        |
|-------|---------------------|----------------------|
| T     | 0 0 0 0 0 0 0 0 0 0 | 14 14 12 14 12 14 14 |
| A     | 0 0 0 0 0 0 0 0 0 0 |                      |
| B     | 0 0 0 0 0 0 0 0 0 0 |                      |


**Gtr III, V**

Tablature for Gtr III, V (Tracks T, A, B):

| Track | Measure 1-10        | Measure 11-12       |
|-------|---------------------|---------------------|
| T     | 0 0 0 0 0 0 0 0 0 0 | 0 0 0 0 0 0 0 0 0 0 |
| A     | 0 0 0 0 0 0 0 0 0 0 | 0 0 0 0 0 0 0 0 0 0 |
| B     | 0 0 0 0 0 0 0 0 0 0 | 0 0 0 0 0 0 0 0 0 0 |

Full

78



T  
A 14 14 12 14 12 14 14  
B

Full

T  
A 2 2 0 2 0 2 2  
B

T  
A  
B

80

**T**  
**A**  
**B**

14 14 12 14 12 14 14

**T**  
**A**  
**B**

Full

**T**  
**A**  
**B**

The image displays a musical score for the song "The Rose Tree". It consists of three systems of music. Each system includes a vocal line (treble clef) and a guitar accompaniment (treble and bass clefs). The guitar part is written in a simplified style using letters (T, A, B) and numbers (0, 2) to represent chords and fret positions. The first system shows the vocal melody and guitar chords. The second system includes a "Full" marking on the vocal line. The third system continues the melody and accompaniment.

84

**T**  
**A**  
**B**

14 14 12 14 12 14 14

Full

2 2 0 2 0 2 2

**T**  
**A**  
**B**

86

The musical score is divided into two systems. The first system consists of a guitar part (top) and a bass part (bottom). The guitar part has a melodic line with a key signature change to two sharps (F# and C#) in the second measure. The bass part has a rhythmic line with a 'Full' annotation in the first measure. The second system also consists of a guitar part and a bass part. The guitar part continues the melodic line with a key signature change to two sharps. The bass part continues the rhythmic line with a key signature change to two sharps. The score is written in standard musical notation with a treble clef and a key signature of one sharp (F#).

**System 1:**

**Guitar:** Treble clef, key signature of one sharp (F#). Melodic line with a key signature change to two sharps (F# and C#) in the second measure. Wavy lines above the staff indicate a solo section.


**Bass:** Bass clef, key signature of one sharp (F#). Rhythmic line with a 'Full' annotation in the first measure. Fingering numbers: 14, 14, 12, 14, 12, 14, 14.

**System 2:**

**Guitar:** Treble clef, key signature of two sharps (F# and C#). Melodic line with a key signature change to two sharps. Wavy lines above the staff indicate a solo section.

**Bass:** Bass clef, key signature of two sharps (F# and C#). Rhythmic line with a key signature change to two sharps. Fingering numbers: 2, 2, 0, 2, 0, 2, 2.

88



Full

3x

91

Gtrs I, III, V

94

Gtrs I, IV

Full 1/2

96

Gtrs III, V

Full Full

98

Full Full

15 15 14 15 14 12 14 14 12 13 14 12 12 12 14 12 14 14 12 14

H H

100

Full Full Full

15 15 12 14 15 14 12 14 14 x x 12 12 12 12 12 12 12 12 14 14 14 14 14 14 12 14 14 12

x x

12 12 12 12 12 12 12 12 14 14 14 14 14 14 12 14 14 12

102

Gtrs III, IV, V

Gtr I

104

Gtr IV

Full

Gtrs III, V

106

Gtrs III, IV, V

T  
A  
B

108

Gtr IV

T  
A  
B

Full

T  
A  
B

Gtrs III, V

T  
A  
B

Detailed description of the musical score: The score is for the song 'D'YOU KNOW WHAT I MEAN' by Oasis. It is page 29 of 32. The first system (measures 106-107) shows a guitar part with a complex, fast-paced melody in the treble clef, accompanied by a bass line in the bass clef. The second system (measures 108-109) features a guitar part with a slower, more melodic line in the treble clef, accompanied by a bass line in the bass clef. The score is written for guitar (Gtrs III, IV, V) and bass (Gtr IV). The notation includes standard musical notation (treble and bass clefs, notes, rests) and tablature (T, A, B lines with fret numbers). The key signature is one sharp (F#). The time signature is 4/4. The score is printed using TabView by Simone Tellini.

110

Gtrs III, IV, V

T  
A  
B

112

Gtr IV

T  
A  
B

Full

T  
A  
B

Gtrs III, V

T  
A  
B

14 14 12 14 12 14 14 14 14 12 14 12 14 14

2 2 0 2 0 2 2 2 2 0 2 0 2 2 2

114

T  
A 14 14 12 14 12 14 14 14 14 12 14 12 14 14  
B

Full

T  
A 2 2 0 2 0 2 2 2 2 2 0 2 0 2 2 2  
B

116

T  
A 14 14 12 14 12 14 14 14 14 12 14 12 14 14 0 0  
B 3 2 5 4 3

Full

T  
A 2 2 0 2 0 2 2 2 2 2 0 2 0 2 2 2  
B

119

**T**

**A**

**B**

Gtrs I, III, V

**T**

**A**

**B**



5

Gtr III

T

A

B

Gtr II

T

A

B

Gtr I

T

A

B

The musical score is presented in three systems, each with a guitar staff (T, A, B) and a bass line.

**System 1:**

- Guitar:** Treble clef. Staff 1 (T) has a whole rest, followed by a half note G4, a quarter note A4, and a quarter note B4. Staff 2 (A) has a whole rest, followed by a half note G4, a quarter note A4, and a quarter note B4. Staff 3 (B) has a whole rest, followed by a half note G4, a quarter note A4, and a quarter note B4.
- Bass:** Treble clef. Staff 1 (T) has a whole rest, followed by a half note G4, a quarter note A4, and a quarter note B4. Staff 2 (A) has a whole rest, followed by a half note G4, a quarter note A4, and a quarter note B4. Staff 3 (B) has a whole rest, followed by a half note G4, a quarter note A4, and a quarter note B4.

**System 2:**

- Guitar:** Treble clef. Staff 1 (T) has a whole rest, followed by a half note G4, a quarter note A4, and a quarter note B4. Staff 2 (A) has a whole rest, followed by a half note G4, a quarter note A4, and a quarter note B4. Staff 3 (B) has a whole rest, followed by a half note G4, a quarter note A4, and a quarter note B4.
- Bass:** Treble clef. Staff 1 (T) has a whole rest, followed by a half note G4, a quarter note A4, and a quarter note B4. Staff 2 (A) has a whole rest, followed by a half note G4, a quarter note A4, and a quarter note B4. Staff 3 (B) has a whole rest, followed by a half note G4, a quarter note A4, and a quarter note B4.

**System 3:**

- Guitar:** Treble clef. Staff 1 (T) has a whole rest, followed by a half note G4, a quarter note A4, and a quarter note B4. Staff 2 (A) has a whole rest, followed by a half note G4, a quarter note A4, and a quarter note B4. Staff 3 (B) has a whole rest, followed by a half note G4, a quarter note A4, and a quarter note B4.
- Bass:** Treble clef. Staff 1 (T) has a whole rest, followed by a half note G4, a quarter note A4, and a quarter note B4. Staff 2 (A) has a whole rest, followed by a half note G4, a quarter note A4, and a quarter note B4. Staff 3 (B) has a whole rest, followed by a half note G4, a quarter note A4, and a quarter note B4.



18

The musical score for measures 18-21 is divided into two systems. The first system covers measures 18-20, and the second system covers measures 21-23. Each system includes a vocal line, a guitar line (Gtr I), and a bass line. The guitar line (Gtr I) features a complex, fast-paced melody with many sixteenth notes and triplets. The bass line provides a steady, rhythmic accompaniment. The vocal line consists of a few notes in measure 18, followed by a long rest, and then a few more notes in measure 21. The guitar line (Gtr II) is present in measures 21-23, featuring a similar fast-paced melody to Gtr I. The bass line continues its rhythmic accompaniment throughout the measures.

21

24

Gtr II

T

A

B

5 5 0 3 2 0 0 5 7 3 2 0

*sl.*

Gtr I

T

A

B

24

25

26

27

T

A

B

7 7 7 3 5 7 3 2 0 0 3

*sl.*

28

T

A

B

27

28

29

30

T  
A  
B

5 7 3 2 0 0 3 7 7 7 0

sl.

T  
A  
B

5 7 3 2 0 0 3 7 7 7 0

The musical score for 'The Wind' by Gustav Mahler, featuring a vocal line and guitar accompaniment. The score is written for a vocal part (Soprano) and guitar (Gtrs II, III). The vocal line is in G major, with a key signature of one sharp (F#). The guitar accompaniment is in G major, with a key signature of one sharp (F#). The score is divided into three systems. The first system contains measures 34-36. The second system contains measures 37-39. The third system contains measures 40-42. The vocal line is written in a soprano clef, and the guitar accompaniment is written in a guitar clef. The guitar part includes fret numbers and a 'p' (piano) dynamic marking. The vocal line includes a fermata over measure 36 and a repeat sign at the end of the system. The guitar accompaniment includes a repeat sign at the end of the system.

38

Gtr II

T

A

B

0 3 0 3 0 0

p

0 3 0 3 0 0

p

0

0

42

Gtr III

T

A

B

10

8 9

10 9 10 10

10 12

sl.

sl.

Gtr II

T

A

B

3 3 0 3 0 3 0 0 3 0

3 3 0 3 0 3 0 2 0

3 3 0 3 0 3 0 0 3 0

Gtr I

T

A

B

3 3 0 3 0 3 0 0 3 0

3 3 0 3 0 3 0 0 3 0

3 3 0 3 0 3 0 0 3 0

45

T 10 10 13 13 13 13 13

A 12 10 12 12

B

48

T 13 8 10 8 8 10 8 8 8 7 8 10 9 10 10 12 10 12 12 10 12 12

A

B

sl. sl. sl. sl. sl. sl. sl.

T

A

B

T

A

B

51

54

Printed using TabView by Simone Tellini - <http://www.tellini.org/mac/tabview/>

57

T  
A 12 10 10  
B

T  
A  
B 3 3 0 3 0 3 2 0 2 0 5 7 3 2 0 0 7 7 7 3 5 7 3 2 0

sl. sl. sl.

61

Gtr II

T  
A  
B 0 3 5 7 3 2 0 0

sl. sl.

Gtr I

T  
A  
B



71

T

A

B

10/12

12

10/12

12

12

0

3

5

sl.

sl.

0

3

0

3

0

p

p



83

86

Gtr II

Full

Gtr I

Printed using TabView by Simone Tellini - <http://www.tellini.org/mac/tabview/>











37

Score for measures 37-40. The guitar part consists of a melodic line in the treble clef and a complex bass line with many fret numbers. The vocal part has three staves labeled T, A, and B.

Measures 37-40:

- Measure 37: Treble clef has a half note G4. Bass clef has a half note 0.
- Measure 38: Treble clef has a half note A4. Bass clef has a half note 0.
- Measure 39: Treble clef has a half note B4. Bass clef has a half note 0.
- Measure 40: Treble clef has a half note C5. Bass clef has a half note 0 3.

41

Score for measures 41-44. The guitar part consists of a melodic line in the treble clef and a complex bass line with many fret numbers. The vocal part has three staves labeled T, A, and B.

Measures 41-44:

- Measure 41: Treble clef has a half note G4. Bass clef has a half note 0.
- Measure 42: Treble clef has a half note A4. Bass clef has a half note 0.
- Measure 43: Treble clef has a half note B4. Bass clef has a half note 0.
- Measure 44: Treble clef has a half note C5. Bass clef has a half note 0 3.

[illegible][illegible]



61

|   |   |   |   |   |
|---|---|---|---|---|
| T |   |   |   |   |
| A |   |   |   |   |
| B | 3 | 2 | 0 | 1 |

|   |   |   |   |   |
|---|---|---|---|---|
| T |   |   |   |   |
| A | 5 | 4 | 2 | 3 |
| B |   |   |   | 5 |

|   |   |   |   |   |
|---|---|---|---|---|
| T | 0 | 0 | 3 | 3 |
| A | 0 | 0 | 0 | 0 |
| B | 0 | 0 | 0 | 0 |

65

|   |   |   |   |   |
|---|---|---|---|---|
| T |   |   |   |   |
| A |   |   |   |   |
| B | 3 | 2 | 0 | 1 |

|   |   |   |   |   |
|---|---|---|---|---|
| T |   |   |   |   |
| A | 5 | 4 | 2 | 3 |
| B |   |   |   | 7 |

|   |   |   |   |   |
|---|---|---|---|---|
| T | 0 | 0 | 3 | 3 |
| A | 0 | 0 | 0 | 0 |
| B | 0 | 0 | 0 | 0 |

69

73

Printed using TabView by Simone Tellini - <http://www.tellini.org/mac/tabview/>

77

T  
A 2  
B 0 5 3 1

Full

T  
A 5 7 5 7 5 7  
B 5 7 7 5 7 5

T  
A 0 0 0 0 0 0 0 0 0 0 0 0 0 0 0 0 0 0  
B 0 0 0 0 0 0 0 0 0 0 0 0 0 0 0 0 0 0

81

Gtr I

T  
A 2  
B 0 5 3 1

Gtr III

T  
A 2  
B 0 5 3 1

Gtr II

T  
A 7 5 7 7 5 7 7 5 7 7 7 7 7 7 7 7 7 7  
B 7 5 7 7 5 7 7 5 7 7 7 7 7 7 7 7 7 7

85

T  
A  
B

T  
A  
B

T  
A  
B

89

Gtr III

T  
A  
B

Gtr II

T  
A  
B

Full

Gtr IV

T  
A  
B

93

T  
A 2  
B 0

96

T  
A 2  
B 0

99

The musical score for 'HELLO' by Oasis, page 14, is presented in three systems. The first system shows a vocal line (T) and a guitar line (B). The second system shows a vocal line (T) and a guitar line (B). The third system shows a vocal line (T) and a guitar line (B). The score is in 4/4 time and features three systems of music. The first system has a vocal line (T) and a guitar line (B). The second system has a vocal line (T) and a guitar line (B). The third system has a vocal line (T) and a guitar line (B).

**System 1:**

- Vocal (T):** Treble clef, key of G major. Notes: G4 (quarter), A4 (quarter), B4 (quarter), A4 (quarter), G4 (quarter), F#4 (quarter), E4 (half).
- Guitar (B):** Treble clef, key of G major. Notes: G4 (quarter), A4 (quarter), B4 (quarter), A4 (quarter), G4 (quarter), F#4 (quarter), E4 (half).

**System 2:**

- Vocal (T):** Treble clef, key of G major. Notes: G4 (quarter), A4 (quarter), B4 (quarter), A4 (quarter), G4 (quarter), F#4 (quarter), E4 (half).
- Guitar (B):** Treble clef, key of G major. Notes: G4 (quarter), A4 (quarter), B4 (quarter), A4 (quarter), G4 (quarter), F#4 (quarter), E4 (half).

**System 3:**

- Vocal (T):** Treble clef, key of G major. Notes: G4 (quarter), A4 (quarter), B4 (quarter), A4 (quarter), G4 (quarter), F#4 (quarter), E4 (half).
- Guitar (B):** Treble clef, key of G major. Notes: G4 (quarter), A4 (quarter), B4 (quarter), A4 (quarter), G4 (quarter), F#4 (quarter), E4 (half).

# HEY NOW

As recorded by Oasis

♩ = 101

1

Gtr III

T

A

B

*sl.* *sl.* *sl.* *sl.*

Gtr II

T

A

B

3 0 0 0 0 0 0 0 2 2 0 0 0 0 3 3 0 0 0 0 0 0 2 2 0 0 0 0 3

5

T

A

B

*sl.* *sl.* *sl.*

T

A

B

3 0 0 0 0 0 0 0 2 2 0 0 0 0 3 3 0 0 0 0 0 0 2 2 0 0 0 0 3

9

T  
A 7 7 12 12  
B

13

Gtr II

2

T  
A 0 2 2 2 0 0 0 0 0 0 0 0 0 0 0 0 0 0  
B 0 0 0 0 0 0 0 0 0 0 0 0 0 0 0 0 0 0

17

2

T  
A 0 2 2 2 0 0 0 0 0 0 0 0 0 0 0 0 0 0  
B 0 0 0 0 0 0 0 0 0 0 0 0 0 0 0 0 0 0

21

2

T  
A 0 2 2 2 0 0 0 0 0 0 0 0 0 0 0 0 0 0  
B 0 0 0 0 0 0 0 0 0 0 0 0 0 0 0 0 0 0

25

2

T

A

B

29

Gtr III

T

A

B

sl.

Gtr II

T

A

B

33

T

A

B

sl.

sl.

sl.

sl.

T

A

B

37

T  
A 12 9 9 12 9 9 7 7  
B 12 9 9 12 9 9 7 7

*sl.* *sl.* *sl.*

41

T  
A 12 12  
B 12 12

41

T  
A 12 12  
B 12 12

45

Gtr II

T  
A 0 0 0 0 0 0 0 0  
B 3 3 3 3 3 3 3 3

The musical score for 'The Rose Tree' is presented in three systems. The first system begins with a treble clef and a key signature of one flat (B-flat). The melody is written on a single staff, and the accompaniment is written on three staves labeled T, A, and B. The second system continues the melody and accompaniment. The third system concludes the piece with a final measure featuring a double bar line and a repeat sign. The melody is written on a single staff, and the accompaniment is written on three staves labeled T, A, and B.

57

T

A

B

The musical score for guitar II is written on a single staff in treble clef. It begins with a key signature of one sharp (F#). The notation includes eighth and sixteenth notes, as well as some triplets. Above the staff, there are markings for *sl.* (slide) and *tr.* (trill). The tablature for guitar I is written below the staff, with fret numbers 0 through 3 indicated. The tablature is aligned with the notes of the guitar II staff.

65

69

Gtr IV

sl.

73

Gtr IV

T

A 7 5 7 7 5 2 0 2 0 2 0 2 0 0 0 0 5 7 5 7 9 7 5 7

B

sl. sl.

Gtr III

T

A 12 12 12 12 9 9 7 9 9 12 12

B

sl. sl. sl. sl. sl.

77

Full

T

A 7 5 7 7 9 7 9 9 7 9 9 2 2 0 0 0 0 0

B

sl.

81

Full

T

A 2 2 0 0 0 0 0 2 2 0 0 0 0 0 2 2 0 0 0 0 0 2 2 0 0 0 0 0

B

85



Full

Gtr II

2

Gtr III

sl.

sl.

sl.

89

Gtr III

sl.

sl.

sl.

sl.

Gtr II

2

93

T  
A 12 9 9 7 7 12  
B 12 9 9 7 7 12

T  
A 2 2 0 0 0 2 2 0 0 0 0 0 0 0 0 0  
B 0 0 0 0 0 0 0 0 0 0 0 0 0 0 0 0

97

Gtr II

T  
A 0 0 0 0 0 2 2 2 0 0 0 0 0 0 0 0  
B 3 3 3 3 3 0 0 0 0 0 3 3 3 3 3 3

101

T  
A 0 0 0 0 0 2 2 2 0 0 0 0 0 0 0 0  
B 3 3 3 3 3 0 0 0 0 0 3 3 3 3 3 3

105

T  
A 0 0 0 0 0 2 2 2 0 0 0 0 0 0 0 0  
B 3 3 3 3 3 0 0 0 0 0 3 3 3 3 3 3





129

Gtr III

T 12 9 9 12 12 9 9 12 12 9 9 12

A 12 9 9 12 12 9 9 12 12 9 9 12

B

sl. sl. sl. sl.

Gtr II

2 2 0 0 0 3 3 3 3 3 3 3 3 2 2 0 0 0 3 3 3 3 3 3 3 3

A 0 0 0 2 2 2 0 0 0 0 0 0 0 0 0 2 2 2 2 2 0 0 0 0 0 0

B 0 0 0 2 2 2 3 3 3 3 3 3 3 0 0 0 0 0 3 3 3 3 3 3 3 3

133

T 12 9 9 12 12 9 9 12 12 9 9 12

A 12 9 9 12 12 9 9 12 12 9 9 12

B

sl. sl. sl. sl.

2 2 0 0 0 3 2 2 0 2 2 2 0 2 2 0 0 2 2 2 0 2 2 0

A 0 0 0 2 2 2 0 2 2 0 2 2 0 0 2 2 2 0 2 2 0 2 2 0

B 0 0 0 2 2 2 0 0 0 0 0 0 0 0 0 0 0 0 0 0 0 0 0 0

137

137

T

A

B

*sl.* *sl.* *sl.* *sl.*

T

A

B

0 2 0 2 2 2 0 2 2 0 0 2 0 0 2 0 2 0 2 2 0 2 3 0 0 3

141

141

T

A

B

*sl.*

T

A

B

0 2 0 2 2

# I HOPE, I THINK, I KNOW

As recorded by Noel Gallager

$\text{♩} = 136$

1

Gtr II

Full

Full

Gtr I

H

H

5

[illegible]

21

Full..... Full

T  
A  
B

H

25

Full Full

T  
A  
B

sl.

29

T  
A  
B

33

Gtr III

T 7 7 7 5 5 5 7 7 7 5 5 7 7 7 5 5 7 7 7 5 5 7 7 7 5 5  
8 8 8 7 7 7 8 8 8 7 7 8 8 8 7 7 8 8 8 7 7 8 8 8 7 7

A  
B

sl.

Gtr II


T  
A  
B

3 3 3 2 2 2 3 3 3 2 2 2 3 3 2 2 3 3 3 2 2 2 3 3 3 2 2 3 3 2

Gtr I

T  
A  
B

37



T  
A  
B

sl. sl.

T  
A  
B

T  
A  
B

41

T  
A  
B

1/4

0 3 0 0 2 2

45

T  
A  
B

49

Gtr II

T  
A  
B

Gtr I

T  
A  
B

# IT'S BETTER PEOPLE

As recorded by Noel Gallagher

♩ = 110

1

Gtr II

T

A

B

H H H H H

Gtr I

T

A

B

2 2 2 2

4x

T

A

B

H H P H

4x

T

A

B

The musical score is presented in three systems, each containing a melody line, a bass line, and a guitar line. The melody line is written in treble clef, the bass line in bass clef, and the guitar line in treble clef. The tablature section is located below the guitar line and includes fret numbers and a 'P' (pull-off) instruction.

**System 1:**

- Melody: Four measures of eighth notes, starting on G4 and ending on E4.
- Bass: Four measures of eighth notes, starting on G2 and ending on E2.
- Guitar: Four measures of eighth notes, starting on G3 and ending on E3.
- Tablature: Four measures of eighth notes, starting on G2 and ending on E2. The first measure includes a 'P' (pull-off) instruction.

**System 2:**

- Melody: Four measures of eighth notes, starting on G4 and ending on E4.
- Bass: Four measures of eighth notes, starting on G2 and ending on E2.
- Guitar: Four measures of eighth notes, starting on G3 and ending on E3.
- Tablature: Four measures of eighth notes, starting on G2 and ending on E2. The first measure includes a 'P' (pull-off) instruction.

**System 3:**

- Melody: Four measures of eighth notes, starting on G4 and ending on E4.
- Bass: Four measures of eighth notes, starting on G2 and ending on E2.
- Guitar: Four measures of eighth notes, starting on G3 and ending on E3.
- Tablature: Four measures of eighth notes, starting on G2 and ending on E2. The first measure includes a 'P' (pull-off) instruction.

11



T  
A  
B

H H P H H H H H

13



T  
A  
B

H H P H H H H H

15



T  
A  
B

H H P H H H H H

17

T  
A  
B

H H P H H H H H

19

T  
A  
B

H H P H

21

Gtr I

T  
A  
B

23

Tablature for measures 23-24. The guitar part features a complex melodic line with many double notes and ties. The bass part consists of a steady eighth-note pattern. The drum part is a simple four-beat pattern.

T  
A  
B

25

Tablature for measures 25-26. The guitar part continues with a complex melodic line. The bass part consists of a steady eighth-note pattern. The drum part is a simple four-beat pattern.

T  
A  
B

27

Tablature for measures 27-28. The guitar part continues with a complex melodic line. The bass part consists of a steady eighth-note pattern. The drum part is a simple four-beat pattern.

T  
A  
B

29

Tablature for measures 29-30. The guitar part continues with a complex melodic line. The bass part consists of a steady eighth-note pattern. The drum part is a simple four-beat pattern.

T  
A  
B

31

Tablature for measures 31-32. The guitar part continues with a complex melodic line. The bass part consists of a steady eighth-note pattern. The drum part is a simple four-beat pattern.

T  
A  
B

33

T  
A  
B

35

T  
A  
B

37

Gtr II

T  
A  
B

H H *sl.* H

Gtr I

T  
A  
B

39

T  
A  
B

0 2 0 2 0 0 2 2 0 0 2 2

H H sl. H

41

T  
A  
B

0 2 0 2 0 2 0 2 0 2 0 2

H H H H H

43

T  
A  
B

0 2 0 0 2 0 2 0 2 0 0 2 0 0 2 0 2 2

H H P H H H H H H

45

T  
A  
B

H H P H H H H H

47

T  
A  
B

H H P H H H H H

49

T  
A  
B

H H P H H H H H

51

T  
A  
B

H H P H H H H H

53

T  
A  
B

H H P H H H H H

55

T  
A  
B

H H P H

57

Gtr I

T A B

This system contains measures 57 through 60. The guitar staff (top) features a complex melodic line with many beamed sixteenth notes and some triplets. The bass staff (bottom) shows a steady eighth-note pattern. Measure 58 includes the label 'Gtr I' above the guitar staff. The tab notation below each staff uses numbers 0-9 to represent fret positions.

59

T A B

This system contains measures 61 through 64. The guitar staff continues the melodic line with various articulations like slurs and ties. The bass staff maintains its rhythmic pattern. The tab notation continues below the staves.

61

T A B

This system contains measures 65 through 68. The guitar staff shows a continuation of the melodic theme. The bass staff has a consistent eighth-note accompaniment. The tab notation is provided for both instruments.

63

T A B

This system contains measures 69 through 72. The guitar staff features a melodic line with some sustained notes. The bass staff continues with its eighth-note pattern. The tab notation is shown below the staves.

65

T A B

This system contains measures 73 through 76. The guitar staff has a melodic line with some bends and slurs. The bass staff continues with its eighth-note pattern. The tab notation is provided for both instruments.

67

T  
A  
B

69

T  
A  
B

71

T  
A  
B

73

Gtr II

T  
A  
B

H H H H H

Gtr I

T  
A  
B

The image displays a musical score for the song "The Sound of Silence" by Simon & Garfunkel. It includes a guitar part (top) and a bass part (bottom), both in standard notation. The guitar part is in G major, featuring a key signature of one sharp (F#) and a 4x repeat sign. The bass part is in G major, featuring a key signature of one sharp (F#) and a 4x repeat sign. The score is presented in a clean, black-and-white format, suitable for a music book or sheet music.

# IT'S GETTIN' BETTER (MAN!!)

As recorded by Noel Gallagher

♩ = 125

1

Gtr I

Gtr II

sl.

H

The musical score is written for two guitars, Gtr I and Gtr II, in 4/4 time with a tempo of 125 bpm. The score is divided into four measures, with a double bar line after the second measure. The first measure is marked 'sl.' and the second measure is marked 'H'. The notation includes standard musical notation for Gtr I and Gtr II, as well as guitar-specific notation such as fret numbers (0, 2, 4, 5) and fingerings (2, 4, 5). The score is presented in a clean, professional layout with a white background and black text.

9

Gtr III

sl. H

13

T  
A  
B

T  
A  
B

T  
A  
B

17

T  
A  
B

21

T  
A  
B

25

T  
A  
B

25

26

27

28

29

30

31

32

33

34

35

36

37

38

39

40

41

42

43

44

45

46

47

48

49

50

51

52

53

54

55

56

57

58

59

60

61

62

63

64

65

66

67

68

69

70

71

72

73

74

75

76

77

78

79

80

81

82

83

84

85

86

87

88

89

90

91

92

93

94

95

96

97

98

99

100

33

Gtr I

Full

Full

Gtr II

37

Full

Full

41

Gtr II

H

45

Gtr I

Full

Gtr III

T 10 10 12

A

B

Gtr II

T

A

B

49

53

Printed using TabView by Simone Tellini - <http://www.tellini.org/mac/tabview/>

57

T  
A  
B

61

Gtr I

Full

T  
A  
B

Gtr II

T  
A  
B

65

**T**

**A**

**B**

**T**

**A**

**B**

**T**

**A**

**B**

Full

Full

The musical score for "The Rose Tree" is presented in three systems. The first system shows the vocal melody in treble clef and guitar accompaniment in standard notation. The second system introduces a three-part vocal harmony (Tenor, Alto, Bass) with fingerings and a "Full" dynamic marking. The third system continues the vocal harmony with a more complex rhythmic pattern.

**System 1: Vocal Melody and Guitar**

Vocal Melody (Treble Clef):

```

    69
    G4 - A4 - B4 - C5 - B4 - A4 - G4
    
```

Guitar (Standard Notation):

```

    E4 - F4 - G4 - A4 - B4 - C5 - B4 - A4 - G4
    
```

**System 2: Three-Part Vocal Harmony**

Vocal Parts (Tenor, Alto, Bass):

```

    T: G4 - A4 - B4 - C5 - B4 - A4 - G4
    A: G4 - A4 - B4 - C5 - B4 - A4 - G4
    B: G4 - A4 - B4 - C5 - B4 - A4 - G4
    
```

**System 3: Complex Vocal Harmony**

Vocal Parts (Tenor, Alto, Bass):

```

    T: G4 - A4 - B4 - C5 - B4 - A4 - G4
    A: G4 - A4 - B4 - C5 - B4 - A4 - G4
    B: G4 - A4 - B4 - C5 - B4 - A4 - G4
    
```

The image displays a musical score for the song "The Sound of Silence" by Simon & Garfunkel. It is divided into three systems, each containing a vocal line (treble clef) and a guitar line (treble clef). The guitar line includes fret numbers and fingerings for the T, A, and B strings.

**System 1:**

- Vocal:** Starts with a whole note G4, followed by a half note A4, and a whole note B4.
- Guitar:** T string has fret 7; A string has fret 7; B string has fret 5. Fingering: T (7), A (7), B (5). A slur connects the final B string note (5) to the next system's B string note (0).

**System 2:**

- Vocal:** A melodic line starting with a quarter note G4, followed by eighth notes A4, B4, A4, G4, and a half note F#4.
- Guitar:** T string has fret 2; A string has fret 3; B string has fret 3. Fingering: T (2), A (3), B (3). A slur connects the final B string note (3) to the next system's B string note (2).

**System 3:**

- Vocal:** A melodic line starting with a quarter note G4, followed by eighth notes A4, B4, A4, G4, and a half note F#4.
- Guitar:** T string has fret 2; A string has fret 3; B string has fret 3. Fingering: T (2), A (3), B (3). A slur connects the final B string note (3) to the next system's B string note (2).

[illegible]

89

Full

Full

sl.

sl.

The musical score for "The Rose Tree" is presented in three systems. The first system shows the vocal melody (treble clef) and the guitar accompaniment (treble clef). The guitar part includes a melodic line with a "Full" dynamic marking and a harmonic line with a "H" marking. The second system shows the three-part harmony for Treble, Alto, and Bass staves. The third system shows the three-part harmony for Treble, Alto, and Bass staves, with the Treble staff featuring a key signature change to one sharp (F#) and a common time signature (C).

96

T  
A  
B

H H H H H H H H

7 8 7 8 9 10 11 10 10 11 10 10 11 10 10 11 10 10

0 0 0 0 0 0 0 0 0 0 0 0 0 0 0 0 0

99

Gtr III

T  
A  
B

sl.

Gtr I

T  
A  
B

H H H H H H H H

12 12 12 12 14 14 14 14 0 0 0 0 0 0 0 0

0 0 0 0 0 0 0 0 0 0 0 0 0 0 0 0 0


Gtr II

T  
A  
B

0 0 0 0 0 0 0 0 0 0 0 0 0 0 0 0 0

0 0 0 0 0 0 0 0 0 0 0 0 0 0 0 0 0

103



T  
A  
B


Full

Full

T  
A  
B

T  
A  
B

107



T  
A  
B

Full

Full

T  
A  
B

T  
A  
B

112

T  
A  
B

Full

Full

116

8x

7

8x

Full

Full

8x

T  
A  
B

Full

Full

8x

T  
A  
B

120

T  
A 7  
B

T  
A  
B 2 3 3 3 2 1

1/4  
Gtrs I, II

2  
2  
0

# (IT'S GOOD) TO BE FREE

As recorded by Noel Gallagher

♩ = 106

4/4

Gtr I

T

A

B

9

9 7 9

7

sl.

Gtr II

T

A

B

5

9 7 9

7

9 9 7 9

7

sl.

9

T  
A  
B

H H H

13

T  
A  
B

17

T 3 3 0 3 0 2 3 0 3 0 3 0 3 0 3 0

A 3 3 0 3 0 2 3 0 3 0 3 0 3 0 3 0

B 3 3 0 3 0 2 3 0 3 0 3 0 3 0 3 0

21

T 3 0 0 3 2 2 2 0 2 2 1 2 1 0 0 1 2 3 3 0 3 2 2

A 3 0 2 2 2 2 2 2 2 2 2 2 2 2 2 2 2 2 2 2 2 2 2 2

B 3 0 2 2 2 2 2 2 2 2 2 2 2 2 2 2 2 2 2 2 2 2 2 2

25

The musical score for measures 25-28 is presented in a system. The top staff is a single melodic line in treble clef. The bottom staff is a guitar/bass system with three staves: Treble (T), Alto (A), and Bass (B). The guitar part features a complex, fast-moving melody with many beamed sixteenth and thirty-second notes. The bass part provides a steady, rhythmic accompaniment with a mix of eighth and sixteenth notes. The system is divided into four measures. Measure 25 starts with a treble clef and a key signature of one sharp (F#). Measure 26 continues the melodic and rhythmic patterns. Measure 27 shows a change in the bass line. Measure 28 concludes the system with a final melodic phrase and a key signature change to two sharps (F# and C#).

T  
A  
B

H H

29

The musical score for measures 29-32 continues the system. The top staff is a single melodic line in treble clef. The bottom staff is a guitar/bass system with three staves: Treble (T), Alto (A), and Bass (B). The guitar part continues its complex, fast-moving melody. The bass part maintains its rhythmic accompaniment. The system is divided into four measures. Measure 29 starts with a treble clef and a key signature of two sharps (F# and C#). Measure 30 continues the melodic and rhythmic patterns. Measure 31 shows a change in the bass line. Measure 32 concludes the system with a final melodic phrase and a key signature change to one sharp (F#).

T  
A  
B

H H

[illegible]

41

T 2 1 0 1 2 3 3 3 0 3 3 3 0 3 0

A 2 1 2 1 2 3 3 3 0 3 3 3 0 3 0

B 0 0 0 0 0 0 0 0 0 0 0 0 0 0 0

45

T 3 0 3 0 3 0 3 0 3 0 2 2 2 0 2 2 1

A 3 0 3 0 3 0 3 0 3 0 2 2 2 0 2 2 1

B 0 3 3 3 3 3 3 3 3 3 3 3 3 3 3 3 3

49

T 2 1 0 1 2 3 3 0 3 2 2 0 2 0 0 0 2 0 0 0 3 2 2 5 4 0

A 2 1 2 1 2 3 3 0 3 2 2 0 2 0 0 0 2 0 0 0 3 2 2 5 4 0

B 0 0 0 0 0 0 0 0 0 0 0 0 0 0 0 0 0 0 0 0 0 0 0 0 0

H H

53

T 0 0 0 0 0 0 0 0 0 0 0 0 0 0 0 0 0 0 0 0 0 0 0 0 0

A 0 0 0 0 0 0 0 0 0 0 0 0 0 0 0 0 0 0 0 0 0 0 0 0 0

B 0 0 0 0 0 0 0 0 0 0 0 0 0 0 0 0 0 0 0 0 0 0 0 0 0

H H H H

57

T  
A  
B

H H H

61

T  
A  
B

H H H

65

69

Full Full Full Full

P H H P

Printed using TabView by Simone Tellini - <http://www.tellini.org/mac/tabview/>

73

T  
A  
B

H H H P

76

T  
A  
B

H P H H H



# LISTEN UP

As recorded by Oasis

♩ = 105

1

Gtr II

T  
A  
B

Gtr I

T  
A  
B

5

T  
A  
B

T  
A  
B

H

9

T  
A  
B

H

13

T  
A  
B

H

17

T  
A  
B

H

21

T  
A  
B

H

[illegible]

37

Gtr III

T 12 14 12 14 12 14 11

A 14 11

B 14 11

Gtr II

T 2 2 2 2 2 2 0

A 0 0 2 2 2 2 0

B 4 4 4 4 4 4 0

Gtr I

T 2 3 2 2 2 2 0

A 2 2 2 2 2 2 0

B 2 2 2 2 2 2 0

41

T 12 14 12 14 12 14 11 12 14 12 14 12 14 11 12 14 12 14 12 14 11 12 14 12 14 12 14 11

A

B

45

T 12 14 12 14 12 14 11 12 14 12 14 12 14 11 12 14 12 14 12 14 11 12 14 12 14 12 14 11

A

B

49

T 12 14 12 14 12 14 11 12 14 12 14 12 14 11 12 14 12 14 12 14 11

A

B

H

53

T 14 14 14

A

B

sl.

3

H



65

T  
A  
B

T  
A  
B

H

[illegible]

73

Example 10

73

T

A

B

T

A

B

77

Gtr III

|   |    |    |    |    |    |    |    |    |    |    |    |    |    |    |    |    |    |    |    |    |    |    |    |
|---|----|----|----|----|----|----|----|----|----|----|----|----|----|----|----|----|----|----|----|----|----|----|----|
| T | 12 | 14 | 12 | 14 | 12 | 12 | 14 | 12 | 14 | 12 | 12 | 14 | 12 | 14 | 12 | 12 | 14 | 12 | 14 | 12 | 14 | 11 |    |
| A |    |    |    |    |    |    |    |    |    |    |    |    |    |    |    |    |    |    |    |    |    | 14 | 11 |
| B |    |    |    |    |    |    |    |    |    |    |    |    |    |    |    |    |    |    |    |    |    |    |    |

Gtr II

|   |   |   |   |   |   |   |   |   |   |   |   |   |   |   |   |   |   |   |   |   |   |   |   |
|---|---|---|---|---|---|---|---|---|---|---|---|---|---|---|---|---|---|---|---|---|---|---|---|
| T | 2 | 2 | 2 | 2 | 2 | 2 | 0 | 2 | 2 | 2 | 2 | 2 | 2 | 2 | 2 | 2 | 2 | 2 | 2 | 2 | 2 | 2 | 2 |
| A | 0 | 0 | 2 | 2 | 2 | 2 | 0 | 0 | 0 | 2 | 2 | 2 | 2 | 2 | 2 | 2 | 2 | 2 | 2 | 2 | 2 | 2 | 2 |
| B |   |   | 4 | 4 | 4 | 4 | 0 |   |   | 4 | 4 | 4 | 4 | 4 | 4 | 4 | 4 | 4 | 4 | 4 | 4 | 4 | 2 |

Gtr I

|   |   |   |   |   |   |   |   |   |   |   |   |   |   |   |   |   |   |   |   |   |   |   |   |
|---|---|---|---|---|---|---|---|---|---|---|---|---|---|---|---|---|---|---|---|---|---|---|---|
| T | 2 | 3 | 2 | 2 | 2 | 2 | 0 | 0 | 0 | 0 | 0 | 2 | 3 | 2 | 2 | 2 | 2 | 2 | 2 | 2 | 2 | 2 | 2 |
| A |   |   | 2 | 2 | 2 | 2 |   | 1 |   | 1 | 0 |   | 2 | 2 | 2 | 2 | 2 | 2 | 2 | 2 | 2 | 2 | 2 |
| B |   |   |   |   |   | 2 |   |   |   |   |   |   |   |   |   |   |   |   |   |   |   |   | 4 |

81

T 12 14 12 14 12 14 11 12 14 12 14 12 14 11 12 14 12 14 12 14 11 12 14 12 14 12 14 11

A

B

85

T 12 14 12 14 12 14 11 12 14 12 14 12 14 11 12 14 12 14 12 14 11 12 14 12 14 12 14 11

A

B

89

**Guitar:** Melodic line with a key signature of one sharp (F#). The fretboard pattern is as follows:

| Measure | Fret                       |
|---------|----------------------------|
| 1       | 12, 14, 12, 14, 12, 14, 11 |
| 2       | 12, 14, 12, 14, 12, 14, 11 |
| 3       | 12, 14, 12, 14, 12, 14, 11 |
| 4       | 12, 14, 12, 14, 12, 14, 11 |

**Tenor (T):** Chords and single notes.

| Measure | Fret                   |
|---------|------------------------|
| 1       | 0, 0, 0, 0, 0, 0, 0, 0 |
| 2       | 0, 0, 0, 0, 0, 0, 0, 0 |
| 3       | 0, 0, 0, 0, 0, 0, 0, 0 |
| 4       | 0, 0, 0, 0, 0, 0, 0, 0 |

**Bass (B):** Chords and single notes.

| Measure | Fret                   |
|---------|------------------------|
| 1       | 0, 0, 0, 0, 0, 0, 0, 0 |
| 2       | 0, 0, 0, 0, 0, 0, 0, 0 |
| 3       | 0, 0, 0, 0, 0, 0, 0, 0 |
| 4       | 0, 0, 0, 0, 0, 0, 0, 0 |

**Measure 1:** T: 0 0 0 0 0 0 0 0, A: 0 0 0 0 0 0 0 0, B: 0 0 0 0 0 0 0 0

**Measure 2:** T: 0 0 0 0 0 0 0 0, A: 0 0 0 0 0 0 0 0, B: 0 0 0 0 0 0 0 0

**Measure 3:** T: 0 0 0 0 0 0 0 0, A: 0 0 0 0 0 0 0 0, B: 0 0 0 0 0 0 0 0

**Measure 4:** T: 0 0 0 0 0 0 0 0, A: 0 0 0 0 0 0 0 0, B: 0 0 0 0 0 0 0 0

H

[illegible]

97

*sl.*

*H*



105

T 10 10 10 10 10 11 11 11 11 9 12 12 14 12 14 14 14 14

A

B

*sl.*

H

109

T 10 10 12 10 12 12 12 10 12 10 11 10 12 12 12 10 11 10 12

A

B

H P H P

H

113

T 12 12 10 12 10 11 10 12 12 12 10 12 12 12 10 12 11 10 12

A

B

H P

116

T 12 12 10 12 10 11 11 10 11 10 9 9 11 10 11 10 12 14 12 14 12 14 11

A

B

H P

T 0 2 2 0 2 2 2 2 4 2 4 2 2 2 3 2 3 2 3

A

B

T 2 3 2 3 2 0 0 0 0 0 0 0 0 0 0 0 0 0 0 0 0 0 2 3 2 2 2 2

A

B

120

T 12 14 12 14 12 14 11 12 14 12 14 12 14 11 12 14 12 14 12 14 11 12 14 12 14 12 14 11

A

B

121

T 0 0 0 0 0 0 2 3 2 2 2 2 2 2 2 2 2 2 3 3 2 2 2 2

A 1 1 0 2 2 2 2 2 2 2 2 2 2 2 2 2 2 2 0 0 2 2 2 2

B 0 0 0 0 0 0 4 4 4 4 4 4 4 4 4 4 4 4 4 4 4 4 4

122

T 12 14 12 14 12 14 11 12 14 12 14 12 14 11 12 14 12 14 12 14 11 12 14 12 14 12 14 11

A

B

123

T 2 3 2 2 2 2 2 2 2 2 2 2 2 2 2 2 2 2 0 0 0 0 0 0 0 0

A 0 0 2 2 2 2 2 2 2 2 2 2 2 2 2 2 2 2 0 0 0 0 0 0 0 0

B 4 4 4 4 4 4 2 2 2 2 2 2 2 2 2 2 2 2 0 0 0 0 0 0 0 0

124

T 2 3 2 2 2 2 2 2 2 2 2 2 2 2 2 2 2 2 0 0 0 0 0 0 0 0

A 0 0 2 2 2 2 2 2 2 2 2 2 2 2 2 2 2 2 0 0 0 0 0 0 0 0

B 4 4 4 4 4 4 2 2 2 2 2 2 2 2 2 2 2 2 0 0 0 0 0 0 0 0

128



T 12 14 12 14 12 14 11 12 14 12 14 12 14 11 12 14 12 14 12 14 11

A

B

129



T 0 0 0 0 2 2 2 2 2 2 2 2 0 0 0 0 0 0 0 0

A 0 0 0 0 2 2 2 2 2 2 2 2 0 0 0 0 0 0 0 0

B 0 0 0 0 0 2 2 2 2 2 2 2 0 0 0 0 0 0 0 0

130




T 0 2 0 2 2 4 2 4 2 4 0 2 3 2 3 2 0 2 0 2

A 2 2 2 2 2 4 2 4 2 4 0 2 3 2 3 2 0 2 2 2

B 0 2 0 2 0 2 2 2 2 2 0 2 0 2 0 2 0 2 0 2

131




T 12 14 12 14 12 14 11 12 14 12 14 12 14 11 12 14 12 14 12 14 11

A

B

132



T 0 0 0 0 2 2 2 2 2 2 2 2 0 0 0 0 0 0 0 0

A 0 0 0 0 2 2 2 2 2 2 2 2 0 0 0 0 0 0 0 0

B 0 0 0 0 0 2 2 2 2 2 2 2 0 0 0 0 0 0 0 0

133



T 0 2 0 2 2 4 2 4 2 4 0 2 3 2 3 2 0 2 0 2

A 2 2 2 2 2 4 2 4 2 4 0 2 3 2 3 2 0 2 2 2

B 0 2 0 2 0 2 2 2 2 2 0 2 0 2 0 2 0 2 0 2

136

T 12 14 12 14 12 14 11 12 14 12 14 12 14 11 12 14 12 14 12 14 11 12 14 12 14 12 14 11

A

B

140

T 12 14 12 14 12 14 11 12 14 12 14 12 14 11 12 14 12 14 12 14 11 12 14 12 14 12 14 11

A

B

144

12 14 12 14 12 14 11 12 14 12 14 12 14 12 14 12 14 12 14 12 14 11

T 0 0 0 0 2 2 2 2 2 2 2 2 0 0 0 0 0 0 0 0  
A 0 0 0 0 4 4 4 4 4 4 4 4 0 0 0 0 0 0 0 0  
B 0 0 0 0 0 2 2 2 2 2 2 2 0 0 0 0 0 0 0 0

T 0 2 0 2 4 4 3 2 3 2 0 2 2 0 2 0  
A 2 2 2 2 2 4 2 2 2 4 0 2 2 2 2 2  
B 0 2 0 2 4 4 2 4 0 2 0 2 0 2 2 2

148

12 14 12 14 12 14 11 11 11 14

T 0 0 0 0 0 0 0 0 0 0 0 0 2  
A 0 0 0 0 0 0 0 0 0 0 0 0 2  
B 0 0 0 0 0 0 0 0 0 0 0 0 4

T 0 2 0 2 2 2 0 2 0 2 0 2 2  
A 2 2 2 2 2 2 2 2 2 2 2 2 2  
B 0 2 2 2 2 2 2 2 2 2 2 2 2

152

T 14 11 11 14

A 2 2 2 2

B 4 4 4 4

T 2 2 2 2

A 2 2 2 2

B 4 4 4 4

156

T 14 14 14 14

A 2 2 2 2

B 4 4 4 4

A.H. ....

T 2 2 2 2

A 2 2 2 2

B 4 4 4 4



13

Em7 D Am7

Gr II

16

C D Em7 D

The musical score is presented in two systems. The first system (measures 13-15) features a guitar part with a treble clef and a bass clef. The guitar part (Gr II) is written in a 6/8 time signature. The second system (measures 16-18) continues the guitar part and includes a second guitar part (Gr II) with a treble clef and a bass clef. The guitar part (Gr II) includes a solo section starting at measure 16. The score is divided into measures, with measure numbers 13 and 16 indicated. The guitar part (Gr II) includes a solo section starting at measure 16.

Am7 F G

19

sl.

D Am7 C D

23

H sl.

26

G D Am7

29

C D Em7 D

sl. H sl.

Printed using TabView by Simone Tellini - <http://www.tellini.org/mac/tabview/>

Am7 C D Em7

32

T A B

T A B

D Am7 F

35

T A B

T A B

H

12 14

39

G D Am7

Full

Full

P H P H

42

C D G D

Full

H H H sl. H P

Am7 C D Em7

45

T 0 1 0 0 0 0 0 0 | 0 0 0 2 2 2 2 2 | 3 3 3 3 3 3 3 3

A 0 0 0 0 0 0 0 0 | 2 2 2 2 2 2 2 2 | 3 3 3 3 3 3 3 3

B 0 0 0 0 0 0 0 0 | 3 3 3 3 3 3 3 3 | 3 3 3 3 3 3 3 3

H sl.

D Am7 C D

48

T 2 2 2 2 2 2 2 2 | 0 0 0 0 0 0 0 0 | 0 0 0 2 2 2 2 2

A 0 0 0 0 0 0 0 0 | 2 2 2 2 2 2 2 2 | 3 3 3 3 3 3 3 3

B 0 0 0 0 0 0 0 0 | 3 3 3 3 3 3 3 3 | 3 3 3 3 3 3 3 3

P P P H P H H P

Full 1/2 1/2

51

Em7 D Am7

T A B

T A B

Full

P P P H P H H H

54

F G

T A B

T A B

Full Full

H H H H

3

sl.

60

G D Am7

T  
A  
B

T  
A  
B

sl. H sl.

The image displays a musical score for the song "The Sound of Silence" by Simon & Garfunkel. The score is written for guitar, piano, and vocal parts. The guitar part is in the key of D major and features a complex, melodic line with many accidentals. The piano part is in the key of D major and features a complex, melodic line with many accidentals. The vocal part is in the key of D major and features a complex, melodic line with many accidentals. The score is divided into three systems, each with a key signature change (C, D, Em7, D). The guitar part is written in standard notation, and the piano and vocal parts are written in standard notation. The score is a transcription of the original recording, which is a cover of the song by the duo Simon & Garfunkel.

The image shows a musical score for the song "The Sound of Silence" by Simon & Garfunkel. It features two staves: a guitar staff (top) and a piano staff (bottom). The guitar staff includes a 66 measure marker and a key signature of one flat (Bb). The piano staff includes a 66 measure marker and a key signature of one flat (Bb). The score is divided into measures, with chord labels (Am7, C, D, Em7) indicating the harmonic structure. The guitar part includes a melodic line with a 66 measure marker and a key signature of one flat (Bb). The piano part includes a melodic line with a 66 measure marker and a key signature of one flat (Bb). The score is divided into measures, with chord labels (Am7, C, D, Em7) indicating the harmonic structure. The guitar part includes a melodic line with a 66 measure marker and a key signature of one flat (Bb). The piano part includes a melodic line with a 66 measure marker and a key signature of one flat (Bb).

69

D Am7 F Am7

T A B

73

F Am7 F Am7

T A B

The musical score is divided into four measures, each with a guitar-specific chord (F, Am7, F, Am7) and a corresponding fretting diagram. The melody is written in treble clef, and the accompaniment is written in a system with three staves (T, A, B) representing the guitar's strings. The fretting diagrams show fingerings for each string and fret.

**Measure 1:** Chord F. Melody: G4 (fret 1), A4 (fret 2), B4 (fret 3), C5 (fret 4). Accompaniment: T (1, 2, 3, 4), A (1, 2, 3, 4), B (1, 2, 3, 4).

**Measure 2:** Chord Am7. Melody: G4 (fret 1), A4 (fret 2), B4 (fret 3), C5 (fret 4). Accompaniment: T (0, 1, 2, 3), A (0, 1, 2, 3), B (0, 1, 2, 3).

**Measure 3:** Chord F. Melody: G4 (fret 1), A4 (fret 2), B4 (fret 3), C5 (fret 4). Accompaniment: T (1, 2, 3, 4), A (1, 2, 3, 4), B (1, 2, 3, 4).

**Measure 4:** Chord Am7. Melody: G4 (fret 1), A4 (fret 2), B4 (fret 3), C5 (fret 4). Accompaniment: T (0, 1, 2, 3), A (0, 1, 2, 3), B (0, 1, 2, 3).

81

F Am7 F Am7

1

T A B

T A B

Full

85

F Am7 F

T 1 1 1 1 1 1 1 1 0 0 0 0 0 0 1 1 1 1 1 1 1 1

A 2 2 2 2 2 2 2 2 0 0 0 0 0 0 2 2 2 2 2 2 2 2

B 3 3 3 3 3 3 3 3 0 0 0 0 0 0 3 3 3 3 3 3 3 3

T 5 7 5 5 5 5 5 5 5 7 5 7 5 7 7 0

A 7 5 3 2 0 5 7 5 5 5 5 5 7 5 7 3 2 0

B 3 2 0 0 5 7 5 5 5 5 5 7 5 7 3 2 0

H H H

Am7 F Am7

T 0 0 0 0 0 0 0 1 1 1 1 1 1 1 1 0 0 0 0 0 0 0

A 0 0 0 0 0 0 0 2 2 2 2 2 2 2 2 0 0 0 0 0 0 0

B 0 0 0 0 0 0 0 3 3 3 3 3 3 3 3 0 0 0 0 0 0 0

T 5 7 7 5 7 5 7 7 5 7 5 7 5 5 7 7 5 7 5 7 5

A 7 7 5 7 5 7 7 5 7 5 7 5 5 7 7 5 7 5 7 5

B 0 3 2 0 0 7 7 5 7 5 7 5 7 5 7 5 7 5

P P P P

Full Full Full Full

91

F Am7 F

T  
A  
B

T  
A  
B

H H H H

94

Am7 F

T  
A  
B

T  
A  
B

H H H H

Am7 F

96

T  
A  
B

H H H H H H

Am7 F

98

T  
A  
B

sl. H H H H

# MAGIC PIE

As recorded by Noel Gallagher

**♩ = 76**

The image displays a musical score for guitar and voice, consisting of two systems. The top system features a vocal line and a guitar part labeled "Gtr II". The bottom system features a guitar part labeled "Gtr I" and a vocal line. The score includes standard musical notation, guitar-specific notation (fingering, bends, slurs), and a tablature system for guitar I. The key signature is one flat (B-flat) and the time signature is 4/4.

**System 1:**

- Vocal Line:** Starts with a whole rest, followed by a half note G4, a quarter note A4, and a quarter note B4. The melody continues with a half note G4, a quarter note A4, and a quarter note B4.
- Gtr II:** Features a series of chords and single notes, including a double bar line, a half note G4, a quarter note A4, and a quarter note B4. The notation includes a double bar line, a half note G4, a quarter note A4, and a quarter note B4.
- Tablature:** Shows fret numbers for the strings. The top string (T) has a double bar line, a half note 10, a quarter note 12, and a quarter note 10. The middle strings (A and B) have a double bar line, a half note 10, a quarter note 12, and a quarter note 10.

**System 2:**

- Vocal Line:** Starts with a whole rest, followed by a half note G4, a quarter note A4, and a quarter note B4. The melody continues with a half note G4, a quarter note A4, and a quarter note B4.
- Gtr I:** Features a series of chords and single notes, including a double bar line, a half note G4, a quarter note A4, and a quarter note B4. The notation includes a double bar line, a half note G4, a quarter note A4, and a quarter note B4.
- Tablature:** Shows fret numbers for the strings. The top string (T) has a double bar line, a half note 10, a quarter note 12, and a quarter note 10. The middle strings (A and B) have a double bar line, a half note 10, a quarter note 12, and a quarter note 10.



16

Gtr III

T

A

B

Gtr II

T

A

B

H

Gtr I

T

A

B

19

Gtr II

T

A

B

H

sl.

sl.

Gtr I

T

A

B

22

Full.....

sl.

sl.

H

25

.....

~~~~~

T 12 14 10 10

A 10 12 12 10 10 12 10 12

B 10 12 10 10 12 10 10 12

sl. sl. sl. sl.

29

~~~~~

T 10 12 12 10 10 12 10 12

A 10 12 12 10 10 12 10 12

B 10 12 10 10 12 10 10 12

sl. sl. sl. sl. sl. sl. sl. sl.

32

T  
A 12 12 5  
B

*sl.* *sl.*

35

Gtr III

T  
A  
B

Gtr II

T 7 7 7 7 7 8 8 7 8 5 5 8 7 5 5 5 5 5 5 6 6 5 6 3 3 3  
A 7 7 7 7 7 8 8 7 8 5 5 8 7 5 5 5 5 5 5 6 6 5 6 3 3 3  
B

*sl.*

Gtr I

T 2 2 2 2 2 2 2 2 0 0 0 0 0 0 0 0 0  
A 0 0 0 0 0 0 0 0 0 0 0 0 0 0 0 0 0  
B

The musical score for "The Rose Tree" is presented in three systems. The first system shows the vocal melody in treble clef and guitar accompaniment in bass clef. The second system continues the vocal melody and guitar accompaniment, with the guitar part including a wavy line indicating a tremolo. The third system features a three-part harmony section with three staves labeled T (Tenor), A (Alto), and B (Bass). The vocal melody is also present in the third system, with a wavy line indicating a tremolo. The guitar accompaniment in the third system is a simple bass line with a wavy line indicating a tremolo.

40

T  
A  
B

T  
A  
B

T  
A  
B

47

Gtr II

T

A

B

H

sl.

sl.

Gtr I

T

A

B

50

Full.....

sl.

sl.

H

T

A

B

53

.....1

~~~~~

T  
A 12 14 10 10  
B

10 12 12 12 12 10 12 12 12 12 10 12 12 12 12

T  
A  
B

56

T  
A 10 12 12 12 12 10 12 12 12 12  
B

10 12 12 12 12 10 12 12 12 12 10 12 12 12 12

T  
A  
B

59

T  
A  
B

62

Gtr III

T  
A  
B

Gtr II

T  
A  
B

Gtr I

T  
A  
B



68

T  
A  
B

T  
A  
B

T  
A  
B

The musical score for 'The Rose Tree' is presented in three systems. The first system shows the guitar introduction and the vocal melody. The guitar part is in 4/4 time and includes a 'Full' instruction for a full guitar sound. The vocal parts are labeled T (Tenor), A (Alto), and B (Bass). The second system shows the main melody and the vocal harmony. The guitar part is in 3/4 time and includes a 'Full' instruction for a full guitar sound. The vocal parts are labeled T (Tenor), A (Alto), and B (Bass). The third system shows the vocal harmony and the guitar accompaniment. The guitar part is in 4/4 time and includes a 'Full' instruction for a full guitar sound. The vocal parts are labeled T (Tenor), A (Alto), and B (Bass).

76

T  
A  
B

H H

80

Gtr II

Gtr I

sl.

82

4x

sl.

4x

Gtr III

Gtr II

Gtr I

Printed using TabView by Simone Tellini - <http://www.tellini.org/mac/tabview/>

The image displays a musical score for the song "The Sound of Silence" by Simon & Garfunkel. The score is arranged in three systems, each containing a guitar part (top), a vocal part (middle), and a piano part (bottom). The guitar part is written in standard notation with a treble clef and a key signature of one sharp (F#). The vocal part is written in standard notation with a treble clef and a key signature of one sharp (F#). The piano part is written in standard notation with a treble clef and a key signature of one sharp (F#). The score includes various musical notations such as notes, rests, accidentals, and dynamic markings. The guitar part features a prominent arpeggiated figure in the first system, which is repeated in the second system. The vocal part consists of a single line of melody. The piano part provides a harmonic accompaniment, featuring a steady eighth-note pattern in the right hand and a more complex, arpeggiated pattern in the left hand. The score is labeled with the number "86" in the top left corner, indicating the page number.

The musical score for "The Rose Tree" is presented in three systems. The first system shows the vocal melody (treble clef) and guitar accompaniment (treble and bass clefs). The second system introduces a three-part vocal harmony with Tenor (T), Alto (A), and Bass (B) parts. The third system continues the vocal harmony and guitar accompaniment. The score is in 3/4 time and includes a key signature of one sharp (F#).

**System 1: Vocal Melody and Guitar Accompaniment**

**Vocal Melody (Treble Clef):** The melody begins with a whole rest, followed by a quarter note G4, a quarter note A4, and a quarter note B4. It then moves to a half note C5, a quarter note D5, and a quarter note E5. The melody concludes with a quarter note F#5, a quarter note G5, and a quarter note A5.

**Guitar Accompaniment (Treble and Bass Clefs):** The guitar part features a series of chords and single notes. The bass line consists of a series of eighth notes: G2, A2, B2, C3, D3, E3, F#3, G3, A3, B3, C4, D4, E4, F#4, G4, A4, B4, C5, D5, E5, F#5, G5, A5, B5, C6, D6, E6, F#6, G6, A6, B6, C7, D7, E7, F#7, G7, A7, B7, C8, D8, E8, F#8, G8, A8, B8, C9, D9, E9, F#9, G9, A9, B9, C10, D10, E10, F#10, G10, A10, B10, C11, D11, E11, F#11, G11, A11, B11, C12, D12, E12, F#12, G12, A12, B12, C13, D13, E13, F#13, G13, A13, B13, C14, D14, E14, F#14, G14, A14, B14, C15, D15, E15, F#15, G15, A15, B15, C16, D16, E16, F#16, G16, A16, B16, C17, D17, E17, F#17, G17, A17, B17, C18, D18, E18, F#18, G18, A18, B18, C19, D19, E19, F#19, G19, A19, B19, C20, D20, E20, F#20, G20, A20, B20, C21, D21, E21, F#21, G21, A21, B21, C22, D22, E22, F#22, G22, A22, B22, C23, D23, E23, F#23, G23, A23, B23, C24, D24, E24, F#24, G24, A24, B24, C25, D25, E25, F#25, G25, A25, B25, C26, D26, E26, F#26, G26, A26, B26, C27, D27, E27, F#27, G27, A27, B27, C28, D28, E28, F#28, G28, A28, B28, C29, D29, E29, F#29, G29, A29, B29, C30, D30, E30, F#30, G30, A30, B30, C31, D31, E31, F#31, G31, A31, B31, C32, D32, E32, F#32, G32, A32, B32, C33, D33, E33, F#33, G33, A33, B33, C34, D34, E34, F#34, G34, A34, B34, C35, D35, E35, F#35, G35, A35, B35, C36, D36, E36, F#36, G36, A36, B36, C37, D37, E37, F#37, G37, A37, B37, C38, D38, E38, F#38, G38, A38, B38, C39, D39, E39, F#39, G39, A39, B39, C40, D40, E40, F#40, G40, A40, B40, C41, D41, E41, F#41, G41, A41, B41, C42, D42, E42, F#42, G42, A42, B42, C43, D43, E43, F#43, G43, A43, B43, C44, D44, E44, F#44, G44, A44, B44, C45, D45, E45, F#45, G45, A45, B45, C46, D46, E46, F#46, G46, A46, B46, C47, D47, E47, F#47, G47, A47, B47, C48, D48, E48, F#48, G48, A48, B48, C49, D49, E49, F#49, G49, A49, B49, C50, D50, E50, F#50, G50, A50, B50, C51, D51, E51, F#51, G51, A51, B51, C52, D52, E52, F#52, G52, A52, B52, C53, D53, E53, F#53, G53, A53, B53, C54, D54, E54, F#54, G54, A54, B54, C55, D55, E55, F#55, G55, A55, B55, C56, D56, E56, F#56, G56, A56, B56, C57, D57, E57, F#57, G57, A57, B57, C58, D58, E58, F#58, G58, A58, B58, C59, D59, E59, F#59, G59, A59, B59, C60, D60, E60, F#60, G60, A60, B60, C61, D61, E61, F#61, G61, A61, B61, C62, D62, E62, F#62, G62, A62, B62, C63, D63, E63, F#63, G63, A63, B63, C64, D64, E64, F#64, G64, A64, B64, C65, D65, E65, F#65, G65, A65, B65, C66, D66, E66, F#66, G66, A66, B66, C67, D67, E67, F#67, G67, A67, B67, C68, D68, E68, F#68, G68, A68, B68, C69, D69, E69, F#69, G69, A69, B69, C70, D70, E70, F#70, G70, A70, B70, C71, D71, E71, F#71, G71, A71, B71, C72, D72, E72, F#72, G72, A72, B72, C73, D73, E73, F#73, G73, A73, B73, C74, D74, E74, F#74, G74, A74, B74, C75, D75, E75, F#75, G75, A75, B75, C76, D76, E76, F#76, G76, A76, B76, C77, D77, E77, F#77, G77, A77, B77, C78, D78, E78, F#78, G78, A78, B78, C79, D79, E79, F#79, G79, A79, B79, C80, D80, E80, F#80, G80, A80, B80, C81, D81, E81, F#81, G81, A81, B81, C82, D82, E82, F#82, G82, A82, B82, C83, D83, E83, F#83, G83, A83, B83, C84, D84, E84, F#84, G84, A84, B84, C85, D85, E85, F#85, G85, A85, B85, C86, D86, E86, F#86, G86, A86, B86, C87, D87, E87, F#87, G87, A87, B87, C88, D88, E88, F#88, G88, A88, B88, C89, D89, E89, F#89, G89, A89, B89, C90, D90, E90, F#90, G90, A90, B90, C91, D91, E91, F#91, G91, A91, B91, C92, D92, E92, F#92, G92, A92, B92, C93, D93, E93, F#93, G93, A93, B93, C94, D94, E94, F#94, G94, A94, B94, C95, D95, E95, F#95, G95, A95, B95, C96, D96, E96, F#96, G96, A96, B96, C97, D97, E97, F#97, G97, A97, B97, C98, D98, E98, F#98, G98, A98, B98, C99, D99, E99, F#99, G99, A99, B99, C100, D100, E100, F#100, G100, A100, B100, C101, D101, E101, F#101, G101, A101, B101, C102, D102, E102, F#102, G102, A102, B102, C103, D103, E103, F#103, G103, A103, B103, C104, D104, E104, F#104, G104, A104, B104, C105, D105, E105, F#105, G105, A105, B105, C106, D106, E106, F#106, G106, A106, B106, C107, D107, E107, F#107, G107, A107, B107, C108, D108, E108, F#108, G108, A108, B108, C109, D109, E109, F#109, G109, A109, B109, C110, D110, E110, F#110, G110, A110, B110, C111, D111, E111, F#111, G111, A111, B111, C112, D112, E112, F#112, G112, A112, B112, C113, D113, E113, F#113, G113, A113, B113, C114, D114, E114, F#114, G114, A114, B114, C115, D115, E115, F#115, G115, A115, B115, C116, D116, E116, F#116, G116, A116, B116, C117, D117, E117, F#117, G117, A117, B117, C118, D118, E118, F#118, G118, A118, B118, C119, D119, E119, F#119, G119, A119, B119, C120, D120, E120, F#120, G120, A120, B120, C121, D121, E121, F#121, G121, A121, B121, C122, D122, E122, F#122, G122, A122, B122, C123, D123, E123, F#123, G123, A123, B123, C124, D124, E124, F#124, G124, A124, B124, C125, D125, E125, F#125, G125, A125, B125, C126, D126, E126, F#126, G126, A126, B126, C127, D127, E127, F#127, G127, A1

The musical score is divided into three systems, each with a guitar part and a vocal part. The guitar parts are written in standard notation with a treble clef and a 4/4 time signature. The vocal parts are written in a three-staff format (Tenor, Alto, Bass) with a 4/4 time signature. The score includes various musical notations such as notes, rests, and fingerings. The guitar part includes a section with a wavy line indicating a tremolo or a specific playing technique. The vocal part includes a section with a wavy line indicating a tremolo or a specific singing technique. The score is labeled with 'Gtr I' and 'Gtr II' for the guitar parts and 'T', 'A', and 'B' for the vocal parts.

# MARRIED WITH CHILDREN

As recorded by Noel Gallagher

♩ = 90

1

Gtr II

Full

T  
A  
B

H H

Gtr I

T  
A  
B

0 0 x x 4 x 4 4 4 x 4 4 x x 5 5 x 5 5 5 x 8 8 x x 7 x 7 7 7 x  
0 0 x x 4 x 4 4 4 x 4 4 x x 5 5 x 5 5 5 x 8 8 x x 7 x 7 7 7 x  
1 1 x x 5 x 5 5 5 x 5 5 x 6 6 x 6 6 6 x 9 9 x x 8 x 8 8 8 x  
2 2 x x 6 x 6 6 6 x 6 6 x 7 7 x 7 7 7 x 10 10 x x 9 x 9 9 9 x  
0 0 x x 4 x 4 4 4 x 4 4 x x 5 5 x 5 5 5 x 8 8 x x 7 x 7 7 7 x

T  
A  
B

9 9 11 12 11 9 7 11 9 11 9 9 11 11 9 9 11 11 9 11

H

Full Full

T  
A  
B

0 0 0 x x 0 0 x 0 0 0 0 x 0 0 0 x x 4 x 4 4 4 x 4 4 x x 5 5 5 x 5 5 5 x  
0 0 0 x x 0 0 x 0 0 0 0 x 0 0 0 x x 4 x 4 4 4 x 4 4 x x 5 5 5 x 5 5 5 x  
1 1 x x 1 1 x 1 1 x 1 1 x 1 1 x 1 1 x 1 1 x 1 1 x 1 1 x 1 1 x 1 1 x 1 1 x  
2 2 x x 2 2 x 2 2 x 2 2 x 2 2 x 2 2 x 2 2 x 2 2 x 2 2 x 2 2 x 2 2 x 2 2 x 2 2 x  
0 0 x x 0 0 x 0 0 x 0 0 x 0 0 x 0 0 x 0 0 x 0 0 x 0 0 x 0 0 x 0 0 x 0 0 x 0 0 x

7

Full Full

T  
A  
B

8 8 x x 7 x 7 7 7 x 0 0 x x 0 0 x 0 0 0 x 0 0 x x 4 x 4 4 4 x  
8 8 x x x 7 x 7 7 7 x 0 0 0 x x 0 0 x 0 0 0 x 0 0 x x 4 x 4 4 4 x  
10 10 x x x 8 x 8 8 8 x 1 1 x x 1 1 x 1 1 x 1 1 x 1 1 x 5 x 5 5 5 x  
10 10 x x x 9 x 9 9 9 x 2 2 x x 2 2 x 2 2 x 2 2 x 2 2 x 6 x 6 6 6 x  
8 8 x x x 7 x 7 7 7 x 0 0 x x 0 0 x 0 0 0 x 0 0 x x 4 x 4 4 4 x

10

Full

T  
A  
B

9 9 11 9 11 9 9 11 11 9 9 11 9 9 11 9 11 9 9 11 9 11 9  
9 11 9 11 9 11 9 11 9 11 9 11 9 11 9 11 9 11 9 11 9 11 9 11 9  
H H H

4 4 x x 5 5 x 5 5 5 x 8 8 x x 7 x 7 7 7 x 0 0 x x 0 0 x 0 0 0 x 0 0 x x 4 x 4 4 4 x  
5 5 x x x 6 6 x 6 6 6 x 8 8 x x x 7 x 7 7 7 x 1 1 x x x 5 x 5 5 5 x  
6 6 x x x 7 7 x 7 7 7 x 10 10 x x x 8 x 8 8 8 x 2 2 x x x 6 x 6 6 6 x  
4 4 x x 7 7 x 7 7 7 x 10 10 x x x 9 x 9 9 9 x 3 3 x x x 7 x 7 7 7 x  
5 5 x 5 5 5 x 8 8 x x 7 x 7 7 7 x 0 0 x x 0 0 x 0 0 0 x 0 0 x x 4 x 4 4 4 x

13

T  
A  
B

7

H H

Full

16

T  
A  
B

H H

Full

0 0 x x 4 x 4 4 4 x 4 4 x x 5 5 x 5 5 5 x 8 8 x x 7 x 7 7 7 x  
0 0 x x 4 x 4 4 4 x 4 4 x x 5 5 x 5 5 5 x 8 8 x x 7 x 7 7 7 x  
1 1 x x 5 x 5 5 5 x 5 5 5 x 8 8 x x 7 x 7 7 7 x  
2 2 x x 6 x 6 6 6 x 6 6 6 x 10 10 x x 9 x 9 9 9 x  
B 0 0 x x 4 x 4 4 4 x 4 4 x x 5 5 x 5 5 5 x 8 8 x x 7 x 7 7 7 x

19

T  
A  
B

9 11 9 11 9 11 9 7

H

T  
A  
B

O O x x O x O O O O x  
O O x x O x O O O O x  
O O x x O x O O O O x

O O x x O x O O O O x  
O O x x O x O O O O x  
O O x x O x O O O O x

22

T  
A  
B

Full

26

Full, Full, Full...

T 11 11 11 11 9 9

A 9 9 9 9 7 9 7

B 7 9 11 9 9 9 7 9 7

H

T 4 4 x x 5 5 x 5 5 5 5 x 8 8 x x 7 x 7 7 7 x 0 0 x x 0 0 x 0 0 0 x

A 5 5 x x 5 5 x 5 5 5 5 x 8 8 x x 7 x 7 7 7 x 0 0 x x 0 0 x 0 0 0 x

B 6 6 x x 6 6 x 6 6 6 6 x 10 10 x x 9 x 9 9 9 x 2 2 x x 2 2 x 2 2 2 x

B 4 4 x x 5 5 x 5 5 5 5 x 8 8 x x 7 x 7 7 7 x 0 0 x x 0 0 x 0 0 0 x

29

Full, Full, Full

T 9 11 11 11 11 9 9

A 11 9 11 9 9

B 11 9 11 9 9

T 0 0 x x 4 x 4 4 4 x 4 4 x x x 5 5 x 5 5 5 5 x 8 8 x x 7 x 7 7 7 x

A 1 1 x x 4 x 4 4 4 x 6 6 x x x 6 6 x 6 6 6 6 x 10 10 x x 8 x 8 8 8 x

B 2 2 x x 6 6 x 6 6 6 6 x 6 6 x x 7 7 x 7 7 7 7 x 10 10 x x 9 x 9 9 9 x

B 0 0 x x 4 x 4 4 4 x 4 4 x x 5 5 x 5 5 5 5 x 8 8 x x 7 x 7 7 7 x

32

T  
A  
B

0 0 x x 0 0 x 0 0 0 x 4 4 x x 4 4 x 4 4 4 x 4 4 x x 4 4 x 4 4 4 x

1 1 x x 1 1 x 1 1 1 1 1 5 5 x x 5 5 x 5 5 5 x 4 4 x x 4 4 x 4 4 4 x

2 2 x x 2 2 x 2 2 2 2 2 6 6 x x 6 6 x 6 6 6 x 4 4 x x 4 4 x 4 4 4 x

3 3 x x 3 3 x 3 3 3 3 3 6 6 x x 6 6 x 6 6 6 x 4 4 x x 4 4 x 4 4 4 x

4 4 x x 4 4 x 4 4 4 4 4 4 4 x x 4 4 x 4 4 4 x

5 5 x x 5 5 x 5 5 5 5 5 4 4 x x 4 4 x 4 4 4 x

35

T  
A  
B

0 0 x x 0 0 x 0 0 0 x 0 0 x x 0 0 x 0 0 0 x 4 4 x x 4 4 x 4 4 4 x

1 1 x x 1 1 x 1 1 1 1 1 0 0 x x 0 0 x 0 0 0 x 5 5 x x 5 5 x 5 5 5 x

2 2 x x 2 2 x 2 2 2 2 2 1 1 x x 1 1 x 1 1 1 x 6 6 x x 6 6 x 6 6 6 x

3 3 x x 3 3 x 3 3 3 3 3 0 0 x x 0 0 x 0 0 0 x 6 6 x x 6 6 x 6 6 6 x

4 4 x x 4 4 x 4 4 4 4 4 2 2 x x 2 2 x 2 2 2 x 4 4 x x 4 4 x 4 4 4 x

5 5 x x 5 5 x 5 5 5 5 5 0 0 x x 0 0 x 0 0 0 x 4 4 x x 4 4 x 4 4 4 x

38

T  
A  
B

6 9 8 9 9 9 9 7 6 9 9 9 6 9 9 9 8 6 9 9

P

41

T  
A  
B

6 9 9 9 9 9 9 8 6 9 9 6 9 9 9 9

P

The musical score for 'The Wind' by Gustav Mahler is presented in a standard musical notation format. The score is in G major and 4/4 time. The vocal line is marked 'Full' at two points. The piano accompaniment features a complex rhythmic pattern in the right hand and a more melodic line in the left hand.

48

T  
A  
B 7

Full.....

Full

T  
A  
B

51

Full

T

A

B

H

Full

T

A

B

# MORNING GLORY

As recorded by Oasis

♩ = 132

1

Gtr I

T 15 15 15 15 15 15 15 15 15 15 15

A

B

Gtr II

T 8 8 8 8 8 8 8 8 8 8 8

A 9 9 9 9 9 9 9 9 9 9 9

B 0 0 0 0 0 0 0 0 0 0 0

5

T 15 15 15 15 15 15 15 15 15 15 15

A

B

T 8 8 8 8 8 8 8 8 8 8 8

A 9 9 9 9 9 9 9 9 9 9 9

B 0 0 0 0 0 0 0 0 0 0 0

The image displays a musical score for the song 'Morning Glory' by Oasis. It is arranged for guitar, with two parts labeled 'Gtr I' and 'Gtr II'. The score is written in 4/4 time, with a tempo marking of 132 beats per minute (♩ = 132). The key signature is one flat (Bb). The score is divided into two systems, each containing a standard musical staff and a corresponding guitar tablature staff. The first system is marked with a '1' and the second with a '5'. The tablature for Gtr I shows a sequence of 15s, indicating a specific fretting pattern. The tablature for Gtr II shows a sequence of 8s and 9s, indicating a different fretting pattern. The standard notation for Gtr I shows a series of eighth notes, while the standard notation for Gtr II shows a series of eighth notes with a different rhythm. The score is printed using TabView by Simone Tellini.

9

-----, 2 -----, 2 -----

T	15	15	15	15	15	15	15	15	15
A									
B									

T	8	8	8	8	8	8	8	8	8
A	9	9	9	9	9	9	9	9	9
B	0	7	0	0	0	0	0	0	0

13

-----, 2 -----, 2 -----

T	15	15	15	15	15	15	15	15	15
A									
B									

T	8	8	8	8	8	8	8	8	8
A	9	9	9	9	9	9	9	9	9
B	0	7	0	0	0	0	0	0	0

17

2

7 10 12 10 10 7

9 9 9 9 9 9 9 9 9 9 9 9

Full

7 7 9 7 9 9 9 9 9 9 9 9

8 8 0 0 0 0 0 0 0 0 0 0

7 7 0 0 0 0 0 0 0 0 0 0

0 0 3 0 2 0 0 0 0 0 0 0

21

Full

Full

2

9 9 9 7 7 9 7 9 9 9 9 9 9 9 9 9 9 9 9 9 9 9

8 10 10 10

2 2 2 2 2 2 0 0 0 0 0 0 0 0 0 0 0 0 0 0 0 0

0 0

0 0 3 0 2 0 0 0 0 0 0 0 0 0 0 0 0 0 0 0 0 0

25

T 10 8 9 9 7

A

B

29

Gtr II

T 0 3 0 3 0

A 0 0 0 0 0

B 0 0 0 0 0

33

T 0 3 0 3 0

A 0 0 0 0 0

B 0 0 0 0 0

37

Gtr I

Full


Gtr II

41

The musical score is for the song 'Morning Glory' by Oasis, page 5 of 17. It is a guitar and bass arrangement. The score is divided into two systems. The first system starts at measure 37 and the second at measure 41. Each system consists of a guitar staff (Gtr I and Gtr II) and a bass line (T, A, B). The guitar parts include various techniques like bends, vibrato, and double stops. The bass line is a simple, steady accompaniment. The score is written in standard musical notation with a key signature of one sharp (F#) and a 4/4 time signature.

[illegible]

57




Full

Full

Full

Full

61



Full

Full

Full

Full

65

Full

3

2

T

A

B

69

1

2

T

A

B

73

....., 2....., 15 15 15 15 15 15 15 15 12 13 12 14 12 14 12 14

H P

77

2....., 12 12 14 12 14 14 14 12 14 12 14 12 12 12 12 13 12 14 12 14 12 14 12

H P

81

T  
A  
B

85

T  
A  
B

89

93

Printed using TabView by Simone Tellini - <http://www.tellini.org/mac/tabview/>

97

Full

T  
A  
B

101

T  
A  
B

105

T  
A  
B

[illegible][illegible]



125

Full

T A B

T A B

129

Full

Full

T

A

B

T

A

B



141

Full

H

.....1

145

# MY BIG MOUTH

As recorded by Noel Gallagher

♩ = 136

1

Gtr II

Full

Full

Gtr III

Gtr I

The musical score is written for three guitar parts: Gtr II, Gtr III, and Gtr I. The tempo is 136 bpm. The key signature changes to one sharp (F#) in the third measure. Gtr II has a melodic line with a key signature change to one sharp (F#) in the third measure. Gtr III has a rhythmic line with eighth and sixteenth notes. Gtr I has a dense, fast-paced line with many beamed notes. The score is divided into three measures, each with a treble clef and a 4/4 time signature.

The musical score is divided into two systems, each containing a guitar staff, a three-part vocal harmony staff (Tenor, Alto, Bass), and a guitar tablature staff.

**System 1 (Measures 1-8):**

- Guitar:** Starts with a whole note chord (F#4, A4, C5) tied across measures 1 and 2, followed by a half note chord (F#4, A4, C5) in measure 3, and a whole note chord (F#4, A4, C5) in measure 4. Measures 5-8 show a descending eighth-note scale: F#4, E4, D4, C4, B3, A3, G3, F#3.
- Vocal Harmony:** Tenor (T), Alto (A), and Bass (B) parts. Measures 1-4 show a descending half-note scale: T (G4), A (F#4), B (E4). Measures 5-8 show a descending eighth-note scale: T (F#4), A (E4), B (D4).
- Tablature:** Shows fret numbers for each string. Measures 1-4 show a descending half-note scale: T (G4), A (F#4), B (E4). Measures 5-8 show a descending eighth-note scale: T (F#4), A (E4), B (D4).

**System 2 (Measures 9-16):**

- Guitar:** Starts with a whole note chord (F#4, A4, C5) tied across measures 9 and 10, followed by a half note chord (F#4, A4, C5) in measure 11, and a whole note chord (F#4, A4, C5) in measure 12. Measures 13-16 show a descending eighth-note scale: F#4, E4, D4, C4, B3, A3, G3, F#3.
- Vocal Harmony:** Tenor (T), Alto (A), and Bass (B) parts. Measures 9-12 show a descending half-note scale: T (G4), A (F#4), B (E4). Measures 13-16 show a descending eighth-note scale: T (F#4), A (E4), B (D4).
- Tablature:** Shows fret numbers for each string. Measures 9-12 show a descending half-note scale: T (G4), A (F#4), B (E4). Measures 13-16 show a descending eighth-note scale: T (F#4), A (E4), B (D4).

**Dynamic Markings:**

- Full:** Marked above the vocal harmony staves in measures 1, 3, 5, 7, 9, 11, 13, and 15.
- P:** Marked below the guitar staff in measure 13.
- H:** Marked below the guitar staff in measures 14 and 15.

13

Full Full Full Full

H H P

16

H H P H

20

Gtr III

T  
A  
B 0 0 0 0 3 3 3 0 1 0 1 0 0 0 0 0 3 3 3 0 1 0 1 0

Gtr I

T  
A  
B 0 0 0 0 3 3 3 0 1 0 1 0 0 0 0 0 3 3 3 0 1 0 1 0

24

T  
A  
B 0 0 0 0 3 3 3 0 1 0 1 0 0 0 0 0 3 3 3 0 1 0 1 0

T  
A  
B 0 0 0 0 3 3 3 0 1 0 1 0 0 0 0 0 3 3 3 0 1 0 1 0

28

**Gtr I**

**Gtr II**

**Gtr III**

The musical score for guitar tracks Gtr I, Gtr II, and Gtr III. The score is written for three guitar parts. Gtr I and Gtr III have a similar melodic line, while Gtr II has a different melodic line. The score includes standard notation and guitar-specific notation like tablature and fret numbers. The score is divided into measures, with some measures containing multiple notes and others containing rests. The score is written for three guitar parts, with Gtr I and Gtr III having a similar melodic line and Gtr II having a different melodic line. The score includes standard notation and guitar-specific notation like tablature and fret numbers.

36

T 0 1 3 3 1 0 0 1 3 3 1 0 0 1 3 3 1 0 0 1 3 3 1 0

A

B

3 3 3 3 3 3 3 3 3 2 3 3 3 2 2 1 1 1 1 1 1 1 0 0 1 1 1 1 1 1 1 1

40

Gtr IV

Full 12 15 12 15 12 15 12 15 12 15 12 15

T 12 15 12 15 12 15 12 15 12 15 12 15

A

B

Gtr V

Full 10 12 8 12 7 9 7 9 5 7 5 7

T 10 12 8 12 7 9 7 9 5 7 5 7

A

B

Gtr II

T 0 1 3 3 1 0 0 1 3 3 1 0

A

B

44

Gtr III

T  
A  
B 0 0 0 0 3 3 2 0 1 0 1 0 0 0 0 0 3 3 2 0 1 0 1 0

Gtr I

T  
A  
B 0 0 0 0 3 3 2 0 1 0 1 0 0 0 0 0 3 3 2 0 1 0 1 0

48

T  
A  
B 0 0 0 0 3 3 2 0 1 0 1 0 0 0 0 0 3 3 2 0 1 0 1 0

T  
A  
B 0 0 0 0 3 3 2 0 1 0 1 0 0 0 0 0 3 3 2 0 1 0 1 0

Detailed description: The image shows two systems of guitar notation. Each system consists of a standard musical staff with a treble clef and a set of three tablature staves labeled T, A, and B. The first system covers measures 44 to 47, and the second system covers measures 48 to 51. The musical staves show a melodic line with eighth and sixteenth notes, including some triplets and accidentals (sharps). The tablature staves provide fret numbers (0-3) and include 'x' marks indicating muted notes. Measure numbers 44, 48, and 51 are indicated at the start of their respective systems.

52

T  
A  
B 0 0 0 0 3 3 2 0 1 0 1 0 0 0 0 0 3 3 2 0 1 0 1 0

56

Gtr II

Full... Full... Full... Full...

T  
A  
B

Gtr III

T  
A  
B 0 0 0 0 3 3 2 0 1 0 1 0 0 0 0 0 3 3 2 0 1 0 1 0

Gtr I

T  
A  
B

60

Full... Full... Full... Full...

T  
A  
B

7 7 8 7 7 8 7 7 8 7 7 8 8 8 5 5 5

64

Gtr III

T  
A  
B


0 0 0 0 3 3 3 0 1 0 1 0 0 0 0 0 3 3 3 0 1 0 1 0

Gtr I

T  
A  
B


0 0 0 0 3 3 3 0 1 0 1 0 0 0 0 0 3 3 3 0 1 0 1 0

68



T  
A  
B 0 0 0 0 3 3 2 0 1 0 1 0 0 0 0 0 3 3 2 0 1 0 1 0

72



T  
A  
B 0 0 0 0 3 3 2 0 1 0 1 0 0 0 0 0 3 3 2 0 1 0 1 0

76

Gtr II

T

A

B

Gtr III

T

A

B

Gtr I

T

A

B

80

T

A

B

T

A

B

T

A

B

84

Gtr IV

Full

Full

Full

Full

Gtr V

Full

Full

Full

Full

Gtr II

Gtr III

Gtr I

92

T  
A  
B 0 0 0 0 3 3 2 0 1 0 1 0 0 0 0 0 3 3 2 0 1 0 1 0

96

T  
A  
B 0 0 0 0 3 3 2 0 1 0 1 0 0 0 0 0 3 3 2 0 1 0 1 0

The image displays a musical score for three guitar parts, labeled Gtr I, Gtr II, and Gtr III. Each part is represented by a standard musical staff and a corresponding guitar tablature staff below it.

- Gtr II:** The top staff shows a melody with a treble clef and a key signature of one sharp (F#). The tablature below it shows fret numbers (10, 12) and includes dynamic markings "Full" and "Full.....".
- Gtr III:** The middle staff shows a melody with a treble clef and a key signature of one sharp (F#). The tablature below it shows fret numbers (0, 3, 5, 7) and includes dynamic markings "1/4..." and "Full".
- Gtr I:** The bottom staff shows a complex, fast-paced melody with a treble clef and a key signature of one sharp (F#). The tablature below it shows fret numbers (0, 1, 2, 3, 4, 5, 6, 7, 8, 9, 10, 11, 12) and includes dynamic markings "1/4..." and "Full".

The score is written for a key of F# (one sharp) and a 4/4 time signature. The guitar parts are arranged in a three-part setting, with Gtr I and Gtr II playing in the treble clef and Gtr III playing in the bass clef.

[illegible]

The musical score for "The Rose Tree" is presented in three systems. The first system shows the vocal melody in treble clef with a key signature of one sharp (F#). The guitar accompaniment is in standard notation. The three-part harmony (Tenor, Alto, Bass) is written below the guitar part. The second system continues the vocal melody and guitar accompaniment, with the three-part harmony. The third system shows the vocal melody and guitar accompaniment, with the three-part harmony. The score includes fingerings, breath marks, and a key signature of one sharp (F#).

112

Full.....1

Full

H H H P

[illegible]

120

The musical score is presented in three systems. The first system includes a guitar staff with a treble clef and a key signature of one sharp (F#), followed by three staves labeled T (Tenor), A (Alto), and B (Bass). The guitar staff contains a melodic line with eighth and sixteenth notes, and a final measure with a wavy line. The T, A, and B staves contain numerical fingerings and rhythmic markings. The second system continues the guitar melody and includes a drum staff with a bass clef and a key signature of one sharp. The drum staff contains a complex rhythmic pattern with various note values and rests. The third system continues the guitar melody and includes a drum staff with a bass clef and a key signature of one sharp. The drum staff contains a complex rhythmic pattern with various note values and rests.

T 7 5 7 5 7 5 5 7 5 7 5 5 5 5 5 7 5 7 7

A 7 5 7 7 5 7 5 7 5 7 5 5 5 5 5 7 5 7 7

B H H P H

T 0 0 0 0 3 3 3 0 1 0 1 0 0 0 0 0 3 3 3 0 1 0 1 0

A 0 0 0 0 3 3 3 0 1 0 1 0 0 0 0 0 3 3 3 0 1 0 1 0

B 0 0 0 0 3 3 3 0 1 0 1 0 0 0 0 0 3 3 3 0 1 0 1 0

124

Gtr IV

T 12 12 12 12

A 15 15 15 15

B

Gtr V

T 10 10 10 10

A 12 12 12 12

B

Gtr II

T 5 7 8 8 10 10 0 1 3 3 1 0 0 1 3 3 1 0

A 7 9 10 10 12 12

B

128

T 12 12 12 12

A 15 15 15 15

B

T 10 10 10 10

A 12 12 12 12

B

T 0 1 3 3 1 0 0 1 3 3 1 0 0 1 3 3 1 0

A

B

132

Full Full Full Full

T 12 12 12 12 12 12  
A 15 15 15 15 15 15  
B

T 10 8 7 7 5 5  
A 12 12 9 9 7 7  
B

T 0 1 3 2 1 0 0 1 3 2 1 0  
A  
B

136

Gtr III

T  
A  
B 0 0 0 0 3 3 2 0 1 0 1 0 0 0 0 0 3 3 2 0 1 0 1 0

Gtr I

T 2 2 0 2 2 2 2 2 1 1 1 1 2 2 0 2 2 2 2 1 1 1 1  
A 2 2 0 2 2 2 2 2 1 1 1 1 2 2 0 2 2 2 2 1 1 1 1  
B 0 0 0 0 0 0 0 0 1 1 1 1 0 0 0 0 0 0 0 1 1 1 1

140

T  
A  
B 0 0 0 0 3 3 2 0 1 0 1 0 0 0 0 0 3 3 2 0 1 0 1 0

144

T  
A  
B 0 0 0 0 3 3 2 0 1 0 1 0 0 0 0 0 3 3 2 0 1 0 1 0

148

Gtr II

Full

3x

Gtr III

3x

Gtr I

3x

152

1/4

1/4

Gtr I

The musical score is for the song 'My Big Mouth' by Noel Gallager, page 23 of 24. It features three guitar parts: Gtr II, Gtr III, and Gtr I. Gtr II and Gtr III have melodic lines with triplets and a 'Full' instruction. Gtr I has a complex rhythmic pattern with many triplets and a '3x' instruction. The score is written in standard musical notation with a treble clef and a key signature of one sharp (F#). The guitar parts are written in a 6-string format with a low E string. The score is divided into two systems, with measures 148-151 in the first system and measures 152-155 in the second system. The notation includes various guitar-specific symbols such as fret numbers, accidentals, and dynamic markings.

156

1/4

1/4

156

Gtrs I, II

160

# ROCKIN' CHAIR

As recorded by Noel Gallagher

♩ = 130

1

Gtr II

3x

Gtr I

5

3x

The musical score for 'Rockin' Chair' is presented in three systems. The first system features a vocal line (treble clef) and a guitar line (Gtr II, bass clef) with a melodic melody. The second system shows a complex, fast-paced guitar riff (Gtr I, bass clef) with a corresponding TAB below. The third system shows the vocal line and Gtr I playing a similar riff. The score is written in standard musical notation with guitar-specific notation (TAB) below the staves.

The image displays a musical score for the song "The Rose Tree". It is structured into three systems, each containing a vocal melody line and a guitar accompaniment line. The guitar line includes a standard musical notation with a key signature of one sharp (F#) and a time signature of 4/4, as well as a fretboard diagram and a corresponding guitar tablature.

**System 1 (Measures 1-4):**

- Vocal Melody:** The melody begins on a whole note G4, followed by a half note A4, and then a half note B4. The next measure contains a half note C5, a half note D5, and a half note E5. The final measure of the system contains a half note F#5, a half note G5, and a half note A5.
- Guitar Accompaniment:** The guitar part features a steady eighth-note pattern on the low strings (E, A, D) and a higher eighth-note pattern on the high strings (B, E, A). The fretboard diagram shows the first four frets, and the tablature indicates the corresponding fret numbers.

**System 2 (Measures 5-8):**

- Vocal Melody:** The melody continues with a half note B4, a half note C5, and a half note D5. The next measure contains a half note E5, a half note F#5, and a half note G5. The final measure of the system contains a half note A5, a half note B5, and a half note C6.
- Guitar Accompaniment:** The guitar part continues with the same eighth-note pattern. The fretboard diagram shows the next four frets, and the tablature indicates the corresponding fret numbers.

**System 3 (Measures 9-12):**

- Vocal Melody:** The melody continues with a half note D5, a half note E5, and a half note F#5. The next measure contains a half note G5, a half note A5, and a half note B5. The final measure of the system contains a half note C6, a half note D6, and a half note E6.
- Guitar Accompaniment:** The guitar part continues with the same eighth-note pattern. The fretboard diagram shows the final four frets, and the tablature indicates the corresponding fret numbers.

21

T  
A  
B

25

Gtr I

T  
A  
B

29

Gtr II

T  
A  
B

Gtr I

T  
A  
B

33

Gtr I

T  
A  
B

37

Gtr II

T  
A  
B

1 1 2 2 1 2 1 1 1 1 1 0 1 0

41

**T** 5

**A**

**B**

H H

The musical score for 'The Rose Tree' is presented in a three-staff format. The top staff is a treble clef with a key signature of one flat (B-flat). The melody is written in a simple, folk-like style. The bottom two staves are labeled 'T', 'A', and 'B' from top to bottom, representing the vocal parts. The lyrics are written below the 'T' staff. The music is divided into two systems by a double bar line. The first system contains the first 12 measures, and the second system contains the next 12 measures. The melody in the top staff is mostly eighth and sixteenth notes, with some rests. The vocal parts in the bottom staves are written in a simple, folk-like style, with the 'T' part often having a melodic line and the 'A' and 'B' parts providing harmonic support. The lyrics are written in a simple, folk-like style, with the 'T' part often having a melodic line and the 'A' and 'B' parts providing harmonic support.

45

T  
A  
B

5 7 5 7 7 7 5 7 5 5

sl.

49

T  
A  
B

5 3 5 3 5 5 5 3 5 3 4 5 5 3 5 3 5 5

sl. sl.

53

T  
A  
B

7 5 7 5 5 7 5 7 7 5 5 5 5 5 5 5

H H H

56

T 0

A 5 7 5 5 7 5

B H H

60

T

A 1 1 2 2 1 2

B

64

T 1

A 1 1 1 1 1 1

B

68

T

A

B

1 1 2 2 1 2 1

The musical score for 'The Rose Tree' is presented in three systems. The first system shows the beginning of the piece, starting with a treble clef and a key signature of one sharp (F#). The melody is written in a single staff, and the guitar part is shown as a tablature with numbers 0, 3, and 0. The bass line is also shown as a tablature with numbers 0, 3, and 0. The second system continues the melody and guitar part, with the bass line showing a more complex pattern of notes. The third system shows the final part of the piece, with the melody and guitar part ending on a final chord, and the bass line showing a final pattern of notes.

The musical score for "The Rose Tree" is presented in three systems. The first system shows the beginning of the piece in C major, 4/4 time. The melody is in the treble clef, and the guitar accompaniment is in the bass clef. The vocal parts (T, A, B) enter in the second measure. The second system shows a key signature change to one sharp (F#) and a common time signature change to 3/4. The guitar part features a complex, multi-measure rest in the middle section. The third system shows the continuation of the piece, with the vocal parts and guitar accompaniment.

80

T  
A  
B

84

T  
A  
B

88

T 1 0 1 2 0

A 3 2 1 2 0

B

92

T

A 1 1 2 2 1 2 1

B

96

T 1 1 1 1 1 1 1

A

B

100

The musical score for 'The Rose Tree' is presented in three systems. The first system shows the vocal melody in treble clef with a key signature of one sharp (F#) and a common time signature. The lyrics 'The Rose Tree' are written below the staff. The second system continues the melody with the lyrics 'The Rose Tree'. The third system shows the final part of the melody with the lyrics 'The Rose Tree'. The score is written for a single voice part.

The Rose Tree

The Rose Tree

The Rose Tree

[illegible]

# ROCK N ROLL STAR

As recorded by Oasis

♩ = 138

The musical score is presented in two systems. Each system includes a vocal melody line in treble clef, a guitar part (Gtr I and Gtr II) in standard notation, and a bass line in bass clef. The key signature is one sharp (F#) and the time signature is 4/4. The tempo is marked as 138 beats per minute.

**System 1:**

- Vocal:** Starts with a half note G4, followed by a quarter note A4, a quarter note B4, and a quarter note C5. The melody continues with a quarter note D5, a quarter note E5, and a quarter note F#5.
- Gtr I:** Features a sequence of notes: 6, 6, 6, 6, 6, 4, 4, 4, 6, 4, 6. A double bar line is indicated after the first measure.
- Gtr II:** Features a sequence of notes: 7, 7, 7, 7, 7, 7, 7, 7, 7, 7, 7. A double bar line is indicated after the first measure.
- Bass:** Features a sequence of notes: 6, 6, 6, 6, 6, 4, 4, 4, 6, 4, 6. A double bar line is indicated after the first measure.

**System 2:**

- Vocal:** Starts with a half note G4, followed by a quarter note A4, a quarter note B4, and a quarter note C5. The melody continues with a quarter note D5, a quarter note E5, and a quarter note F#5.
- Gtr I:** Features a sequence of notes: 6, 6, 6, 6, 6, 4, 4, 4, 6, 4, 6. A double bar line is indicated after the first measure.
- Gtr II:** Features a sequence of notes: 7, 7, 7, 7, 7, 7, 7, 7, 7, 7, 7. A double bar line is indicated after the first measure.
- Bass:** Features a sequence of notes: 6, 6, 6, 6, 6, 4, 4, 4, 6, 4, 6. A double bar line is indicated after the first measure.

9

B E B E

Full Full

13

C#m7 Am7 B E

sl.

Full

17

B E B E

Full Full

21

C#m7 Am7 B E

sl.

Full

The musical score is presented in two systems. The first system, measures 17-20, features a guitar melody with chords B, E, B, and E. The guitar tablature shows fret numbers 4, 5, and 6, with 'Full' markings indicating full chords. The bass line is shown with fret numbers 4, 5, and 6. The second system, measures 21-24, features a guitar melody with chords C#m7, Am7, B, and E. The guitar tablature shows fret numbers 0, 1, 2, 3, 4, 5, and 6, with 'sl.' (slide) markings. The bass line is shown with fret numbers 0, 1, 2, 3, 4, 5, and 6.

The image displays a musical score for guitar, consisting of two systems of music. Each system includes a treble clef staff with a key signature of one sharp (F#) and a common time signature (C). The score is written for guitar, with a focus on fretting and picking techniques.

**System 1:**

- Staff 1 (Treble Clef):** Contains a melodic line with various chords and intervals. The key signature is one sharp (F#).
- Staff 2 (Fretting):** Shows the fretting hand positions for the first system. It includes a "Full" marking above the staff.
- Staff 3 (Picking):** Shows the picking hand positions for the first system. It includes a "Full" marking above the staff.

**System 2:**

- Staff 1 (Treble Clef):** Contains a melodic line with various chords and intervals. The key signature is one sharp (F#).
- Staff 2 (Fretting):** Shows the fretting hand positions for the second system. It includes a "Full" marking above the staff.
- Staff 3 (Picking):** Shows the picking hand positions for the second system. It includes a "Full" marking above the staff.

33

G# E B

T 4 4 4 4 4 4 4 0 0 0 0 0 0 0 0 4 4 5 4 5 4 x 4 5 4 4 5 4 4

A 4 4 4 4 4 4 4 1 1 1 1 1 1 1 4 4 4 4 4 4 x 4 4 4 4 4 4 4

B 6 6 6 6 6 6 6 2 2 2 2 2 2 2 2 4 4 4 4 4 4 x 4 4 4 4 4 4 4

4 4 4 4 4 4 4 0 0 0 0 0 0 0 2 2 2 2 2 2 x 2 2 2 2 2 2 2

T 4 4 4 4 4 4 4 0 0 0 0 0 0 0 4 4 4 4 4 4 4 4 4 4 4 4 4

A 4 4 4 4 4 4 4 1 1 1 1 1 1 1 4 4 4 4 4 4 4 4 4 4 4 4 4

B 6 6 6 6 6 6 6 2 2 2 2 2 2 2 4 4 4 4 4 4 4 4 4 4 4 4 4

4 4 4 4 4 4 4 0 0 0 0 0 0 0 2 2 2 2 2 2 2 2 2 2 2 2 2

37

G# E Em7 B

T 4 4 4 4 4 4 4 0 0 0 0 0 0 0 0 4 4 5 4 5 4 x 4 5 4 4 5 4 4

A 4 4 4 4 4 4 4 1 1 1 1 1 1 1 4 4 4 4 4 4 4 x 4 4 4 4 4 4 4

B 6 6 6 6 6 6 6 2 2 2 2 2 2 2 2 4 4 4 4 4 4 x 4 4 4 4 4 4 4

4 4 4 4 4 4 4 0 0 0 0 0 0 0 2 2 2 2 2 2 2 x 2 2 2 2 2 2 2

T 4 4 4 4 4 4 4 0 0 0 0 0 0 0 4 4 4 4 4 4 4 4 4 4 4 4 4

A 4 4 4 4 4 4 4 1 1 1 1 1 1 1 4 4 4 4 4 4 4 4 4 4 4 4 4

B 6 6 6 6 6 6 6 2 2 2 2 2 2 2 4 4 4 4 4 4 4 4 4 4 4 4 4

4 4 4 4 4 4 4 0 0 0 0 0 0 0 2 2 2 2 2 2 2 2 2 2 2 2 2

41

G# E Em7 B

T 4 4 4 4 4 4 0 0 0 0 0 0 0 0 4 4 5 4 5 4 x 4 5 4 4 5 4

A 4 4 4 4 4 4 1 2 2 2 2 2 2 2 4 4 4 4 4 4 x 4 4 4 4 4 4

B 6 6 6 6 6 6 2 2 2 2 2 2 2 2 2 2 2 2 2 2 x 2 2 2 2 2 2

4 4 4 4 4 4 0 0 0 0 0 0 0 0 2 2 2 2 2 2 x 2 2 2 2 2 2

T 4 4 4 4 4 4 0 0 0 0 0 0 0 0 4 4 4 4 4 4 4 4 4 4 4 4

A 4 4 4 4 4 4 1 1 1 1 1 1 1 1 4 4 4 4 4 4 4 4 4 4 4 4

B 6 6 6 6 6 6 2 2 2 2 2 2 2 2 4 4 4 4 4 4 4 4 4 4 4 4

4 4 4 4 4 4 0 0 0 0 0 0 0 0 2 2 2 2 2 2 2 2 2 2 2 2

45

Am7 F#

T 0 0 0 0 0 0 0 0 0 0 0 0 0 0 2 2 2 2 2 2 2 2 2 2 2 2

A 2 2 2 2 2 2 2 2 2 2 2 2 2 2 4 4 4 4 4 4 4 4 4 4 4 4

B 0 0 0 0 0 0 0 0 0 0 0 0 0 0 4 4 4 4 4 4 4 4 4 4 4 4

0 0 0 0 0 0 0 0 0 0 0 0 0 0 2 2 2 2 2 2 2 2 2 2 2 2

T 5 5 5 5 5 5 5 5 5 5 5 5 5 5 2 2 2 2 2 2 2 2 2 2 2 2

A 6 6 6 6 6 6 6 6 6 6 6 6 6 6 2 2 2 2 2 2 2 2 2 2 2 2

B 7 7 7 7 7 7 7 7 7 7 7 7 7 7 4 4 4 4 4 4 4 4 4 4 4 4

5 5 5 5 5 5 5 5 5 5 5 5 5 5 2 2 2 2 2 2 2 2 2 2 2 2

The image displays two pages of guitar tablature for the song "The Sound of Silence" by Simon & Garfunkel. The music is in G major and 3/4 time. The guitar part features a complex melody with many accidentals and a steady bass line. The tablature includes fret numbers and fingerings for the treble and bass staves.

**Page 1 (Measures 49-52):**

- Measure 49:** Treble clef, G4 (fret 2), A4 (fret 3), B4 (fret 4), C5 (fret 5), D5 (fret 6), E5 (fret 7), F#5 (fret 8), G5 (fret 9), A5 (fret 10), B5 (fret 11), C6 (fret 12), D6 (fret 13), E6 (fret 14), F#6 (fret 15), G6 (fret 16), A6 (fret 17), B6 (fret 18), C7 (fret 19), D7 (fret 20), E7 (fret 21), F#7 (fret 22), G7 (fret 23), A7 (fret 24), B7 (fret 25), C8 (fret 26), D8 (fret 27), E8 (fret 28), F#8 (fret 29), G8 (fret 30), A8 (fret 31), B8 (fret 32), C9 (fret 33), D9 (fret 34), E9 (fret 35), F#9 (fret 36), G9 (fret 37), A9 (fret 38), B9 (fret 39), C10 (fret 40), D10 (fret 41), E10 (fret 42), F#10 (fret 43), G10 (fret 44), A10 (fret 45), B10 (fret 46), C11 (fret 47), D11 (fret 48), E11 (fret 49), F#11 (fret 50), G11 (fret 51), A11 (fret 52), B11 (fret 53), C12 (fret 54), D12 (fret 55), E12 (fret 56), F#12 (fret 57), G12 (fret 58), A12 (fret 59), B12 (fret 60), C13 (fret 61), D13 (fret 62), E13 (fret 63), F#13 (fret 64), G13 (fret 65), A13 (fret 66), B13 (fret 67), C14 (fret 68), D14 (fret 69), E14 (fret 70), F#14 (fret 71), G14 (fret 72), A14 (fret 73), B14 (fret 74), C15 (fret 75), D15 (fret 76), E15 (fret 77), F#15 (fret 78), G15 (fret 79), A15 (fret 80), B15 (fret 81), C16 (fret 82), D16 (fret 83), E16 (fret 84), F#16 (fret 85), G16 (fret 86), A16 (fret 87), B16 (fret 88), C17 (fret 89), D17 (fret 90), E17 (fret 91), F#17 (fret 92), G17 (fret 93), A17 (fret 94), B17 (fret 95), C18 (fret 96), D18 (fret 97), E18 (fret 98), F#18 (fret 99), G18 (fret 100), A18 (fret 101), B18 (fret 102), C19 (fret 103), D19 (fret 104), E19 (fret 105), F#19 (fret 106), G19 (fret 107), A19 (fret 108), B19 (fret 109), C20 (fret 110), D20 (fret 111), E20 (fret 112), F#20 (fret 113), G20 (fret 114), A20 (fret 115), B20 (fret 116), C21 (fret 117), D21 (fret 118), E21 (fret 119), F#21 (fret 120), G21 (fret 121), A21 (fret 122), B21 (fret 123), C22 (fret 124), D22 (fret 125), E22 (fret 126), F#22 (fret 127), G22 (fret 128), A22 (fret 129), B22 (fret 130), C23 (fret 131), D23 (fret 132), E23 (fret 133), F#23 (fret 134), G23 (fret 135), A23 (fret 136), B23 (fret 137), C24 (fret 138), D24 (fret 139), E24 (fret 140), F#24 (fret 141), G24 (fret 142), A24 (fret 143), B24 (fret 144), C25 (fret 145), D25 (fret 146), E25 (fret 147), F#25 (fret 148), G25 (fret 149), A25 (fret 150), B25 (fret 151), C26 (fret 152), D26 (fret 153), E26 (fret 154), F#26 (fret 155), G26 (fret 156), A26 (fret 157), B26 (fret 158), C27 (fret 159), D27 (fret 160), E27 (fret 161), F#27 (fret 162), G27 (fret 163), A27 (fret 164), B27 (fret 165), C28 (fret 166), D28 (fret 167), E28 (fret 168), F#28 (fret 169), G28 (fret 170), A28 (fret 171), B28 (fret 172), C29 (fret 173), D29 (fret 174), E29 (fret 175), F#29 (fret 176), G29 (fret 177), A29 (fret 178), B29 (fret 179), C30 (fret 180), D30 (fret 181), E30 (fret 182), F#30 (fret 183), G30 (fret 184), A30 (fret 185), B30 (fret 186), C31 (fret 187), D31 (fret 188), E31 (fret 189), F#31 (fret 190), G31 (fret 191), A31 (fret 192), B31 (fret 193), C32 (fret 194), D32 (fret 195), E32 (fret 196), F#32 (fret 197), G32 (fret 198), A32 (fret 199), B32 (fret 200), C33 (fret 201), D33 (fret 202), E33 (fret 203), F#33 (fret 204), G33 (fret 205), A33 (fret 206), B33 (fret 207), C34 (fret 208), D34 (fret 209), E34 (fret 210), F#34 (fret 211), G34 (fret 212), A34 (fret 213), B34 (fret 214), C35 (fret 215), D35 (fret 216), E35 (fret 217), F#35 (fret 218), G35 (fret 219), A35 (fret 220), B35 (fret 221), C36 (fret 222), D36 (fret 223), E36 (fret 224), F#36 (fret 225), G36 (fret 226), A36 (fret 227), B36 (fret 228), C37 (fret 229), D37 (fret 230), E37 (fret 231), F#37 (fret 232), G37 (fret 233), A37 (fret 234), B37 (fret 235), C38 (fret 236), D38 (fret 237), E38 (fret 238), F#38 (fret 239), G38 (fret 240), A38 (fret 241), B38 (fret 242), C39 (fret 243), D39 (fret 244), E39 (fret 245), F#39 (fret 246), G39 (fret 247), A39 (fret 248), B39 (fret 249), C40 (fret 250), D40 (fret 251), E40 (fret 252), F#40 (fret 253), G40 (fret 254), A40 (fret 255), B40 (fret 256), C41 (fret 257), D41 (fret 258), E41 (fret 259), F#41 (fret 260), G41 (fret 261), A41 (fret 262), B41 (fret 263), C42 (fret 264), D42 (fret 265), E42 (fret 266), F#42 (fret 267), G42 (fret 268), A42 (fret 269), B42 (fret 270), C43 (fret 271), D43 (fret 272), E43 (fret 273), F#43 (fret 274), G43 (fret 275), A43 (fret 276), B43 (fret 277), C44 (fret 278), D44 (fret 279), E44 (fret 280), F#44 (fret 281), G44 (fret 282), A44 (fret 283), B44 (fret 284), C45 (fret 285), D45 (fret 286), E45 (fret 287), F#45 (fret 288), G45 (fret 289), A45 (fret 290), B45 (fret 291), C46 (fret 292), D46 (fret 293), E46 (fret 294), F#46 (fret 295), G46 (fret 296), A46 (fret 297), B46 (fret 298), C47 (fret 299), D47 (fret 300), E47 (fret 301), F#47 (fret 302), G47 (fret 303), A47 (fret 304), B47 (fret 305), C48 (fret 306), D48 (fret 307), E48 (fret 308), F#48 (fret 309), G48 (fret 310), A48 (fret 311), B48 (fret 312), C49 (fret 313), D49 (fret 314), E49 (fret 315), F#49 (fret 316), G49 (fret 317), A49 (fret 318), B49 (fret 319), C50 (fret 320), D50 (fret 321), E50 (fret 322), F#50 (fret 323), G50 (fret 324), A50 (fret 325), B50 (fret 326), C51 (fret 327), D51 (fret 328), E51 (fret 329), F#51 (fret 330), G51 (fret 331), A51 (fret 332), B51 (fret 333), C52 (fret 334), D52 (fret 335), E52 (fret 336), F#52 (fret 337), G52 (fret 338), A52 (fret 339), B52 (fret 340), C53 (fret 341), D53 (fret 342), E53 (fret 343), F#53 (fret 344), G53 (fret 345), A53 (fret 346), B53 (fret 347), C54 (fret 348), D54 (fret 349), E54 (fret 350), F#54 (fret 351), G54 (fret 352), A54 (fret 353), B54 (fret 354), C55 (fret 355), D55 (fret 356), E55 (fret 357), F#55 (fret 358), G55 (fret 359), A55 (fret 360), B55 (fret 361), C56 (fret

57

E B E

Full

Full

61

C#m7 Am7 B E

Full

sl.

The image displays a musical score for the song "The Sound of Silence" by Simon & Garfunkel. The score is written for guitar, piano, and vocal parts. The guitar part is in the key of D major and features a complex, melodic line with many accidentals. The piano part is in the key of D major and features a complex, melodic line with many accidentals. The vocal part is in the key of D major and features a complex, melodic line with many accidentals. The score is divided into two systems, each with a guitar staff, a piano staff, and a vocal staff. The first system is marked with a "65" and the second system is marked with a "69". The guitar part is written in a complex, melodic style with many accidentals. The piano part is written in a complex, melodic style with many accidentals. The vocal part is written in a complex, melodic style with many accidentals. The score is divided into two systems, each with a guitar staff, a piano staff, and a vocal staff. The first system is marked with a "65" and the second system is marked with a "69".

73

G# E B

T A B

T A B

G# E Em7 B

T A B

T A B

81

G# E Em7 B

T  
A  
B

85

Am7 F#

T  
A  
B

Am7 E B

89

3/4

F#m

T

A

B

93

3/4

F#m

T

A

B

Printed using TabView by Simone Tellini - <http://www.tellini.org/mac/tabview/>

This musical score is for the song "The Sound of Silence" by Simon & Garfunkel. It is written for guitar, piano, and vocal parts. The score is divided into two systems, with the first system starting at measure 97 and the second system starting at measure 101. The key signature is one sharp (F#), and the time signature is 3/4. The guitar part is written in standard notation, with chords and fingerings indicated. The piano part is written in standard notation, with chords and fingerings indicated. The vocal part is written in standard notation, with lyrics and melody indicated. The score includes a variety of musical notations, including chords, scales, and melodic lines. The guitar part features a prominent arpeggiated pattern in the right hand, while the piano part provides a harmonic foundation with sustained chords and moving lines. The vocal part enters in the second system, with a melodic line that follows the lyrics.

[illegible]

13

**T** **A** **B**

H *sl.* H

The image displays a musical score for the song "The Sound of Silence" by Simon & Garfunkel. It includes a guitar part with a treble clef and a piano part with a bass clef. The guitar part features a melody line and a 3/4 time signature. The piano part includes a bass line and a 3/4 time signature. The score is written in standard musical notation, with a key signature of one sharp (F#) and a common time signature of 3/4. The guitar part includes a 3/4 time signature and a key signature of one sharp (F#). The piano part includes a 3/4 time signature and a key signature of one sharp (F#). The score is written in standard musical notation, with a key signature of one sharp (F#) and a common time signature of 3/4. The guitar part includes a 3/4 time signature and a key signature of one sharp (F#). The piano part includes a 3/4 time signature and a key signature of one sharp (F#).

The image displays a musical score for the song "The Sound of Silence" by Simon & Garfunkel. The score is written for guitar, piano, and vocal parts. The guitar part is in the key of B major (indicated by two sharps) and the piano part is in the key of A minor (indicated by one flat). The tempo is marked as "Moderato" and the time signature is 3/4. The score is divided into two systems, each with a treble and bass staff for the piano and a single staff for the guitar. The vocal parts are written in the treble staff. The guitar part features a complex, melodic line with many accidentals and a final chord of B major. The piano part provides a harmonic accompaniment with chords and single notes. The vocal parts are written in the treble staff and include lyrics in both English and Chinese. The score is marked with "B", "Am7", and "E" indicating the key signature and chord progression. The tempo is marked as "Moderato" and the time signature is 3/4. The score is divided into two systems, each with a treble and bass staff for the piano and a single staff for the guitar. The vocal parts are written in the treble staff. The guitar part features a complex, melodic line with many accidentals and a final chord of B major. The piano part provides a harmonic accompaniment with chords and single notes. The vocal parts are written in the treble staff and include lyrics in both English and Chinese. The score is marked with "B", "Am7", and "E" indicating the key signature and chord progression.

The image displays a musical score for the song "The Sound of Silence" by Simon & Garfunkel. The score is written for guitar, piano, and vocal parts. The guitar part is in the key of D major (indicated by two sharps) and features a complex, melodic line with many accidentals. The piano part is in the key of A minor (indicated by one flat) and features a complex, melodic line with many accidentals. The vocal part is in the key of D major (indicated by two sharps) and features a complex, melodic line with many accidentals. The score is divided into three systems, each with a key signature change: B, Am7, and E. The guitar part is written on a single staff, while the piano and vocal parts are written on three staves each. The guitar part is written in a complex, melodic style, while the piano and vocal parts are written in a more traditional, harmonic style. The score is a high-quality, professional-grade musical score, suitable for use in a recording studio or as a reference for musicians.

[illegible]

137

T  
A  
B

sl. sl. sl. sl. sl.

141

T  
A  
B

sl. sl. sl. sl.

145

149

Printed using TabView by Simone Tellini - <http://www.tellini.org/mac/tabview/>

154

F# E F# E F# E

T A B

158

F# E F# E F# E F# E

Gtrs I, II

T A B

162

F# E

T A B

As recorded by Oasis

**♩ = 127**

9

Gtr I

13

Printed using TabView by Simone Tellini - <http://www.tellini.org/mac/tabview/>

The image displays a musical score for the song "The Rose Tree". It is structured into three systems, each containing a vocal melody line and a guitar accompaniment line. The guitar line includes a fretboard diagram and a corresponding tablature.

**System 1 (Measures 1-8):** The key signature is one flat (B-flat). The vocal melody begins with a half note G4, followed by a quarter note A4, and then a half note B4. The guitar accompaniment features a steady eighth-note pattern in the right hand and a bass line in the left hand. The fretboard diagram shows the guitar in standard tuning (E-A-D-G-B-E).

**System 2 (Measures 9-16):** The key signature changes to one sharp (F#). The vocal melody continues with a half note C5, followed by a quarter note D5, and then a half note E5. The guitar accompaniment maintains the eighth-note pattern. The fretboard diagram shows the guitar in standard tuning.

**System 3 (Measures 17-24):** The key signature remains one sharp (F#). The vocal melody concludes with a half note F#5, followed by a quarter note G5, and then a half note A5. The guitar accompaniment continues with the eighth-note pattern. The fretboard diagram shows the guitar in standard tuning.

29

T  
A  
B

T  
A  
B

33

Gtr III

T  
A  
B

T  
A  
B

37

T  
A  
B

T  
A  
B

41

T  
A  
B

T  
A  
B

45

T 1 0 1 0 1 1 0 1 0 1 0 3

A 3 3 0 0 1 0 1 1 2 0 1 0

B 3 3 0 0 1 0 1 1 2 0 1 0

49

T 3 3 0 3 0 3 0 3 0 3 0 3

A 2 0 2 0 0 0 2 0 3 0 3 0

B 2 0 2 0 0 0 2 0 3 0 3 0

53

T 3 3 0 3 0 3 0 3 0 3 0 3

A 2 3 0 0 3 0 0 3 0 3 0 3

B 2 3 0 0 3 0 0 3 0 3 0 3

57

Gtr II

T 4 4 2 2 0 2 2 0 0

A 4 4 2 2 0 2 2 0 0

B 4 4 2 2 0 2 2 0 0

Gtr III

T 3 3 0 3 0 3 0 3 0 3 0 3

A 2 3 0 0 3 0 0 3 0 3 0 3

B 2 3 0 0 3 0 0 3 0 3 0 3

61

T  
A  
B

65

T  
A  
B

69

T  
A  
B

73

T 12 12 10 10 12  
A 12 12 12 10 10 10 12  
B

T 3 3 3 3 3 1 1 1 1 1 1 1 1 1 3 3 3 3 3  
A 3 3 3 3 3 1 1 1 1 1 1 1 1 1 3 3 3 3 3  
B 3 3 3 3 3 1 1 1 1 1 1 1 1 1 3 3 3 3 3

77

T 12 12 12 10 10 10 12  
A 12 12 12 10 10 10 12 12 12  
B

T 3 3 3 3 3 1 1 1 1 1 1 1 1 1 3 3 3 3 3  
A 3 3 3 3 3 1 1 1 1 1 1 1 1 1 3 3 3 3 3  
B 3 3 3 3 3 1 1 1 1 1 1 1 1 1 3 3 3 3 3

81

T 12 12 10 10 10 0 0 0  
A 12 12 12 10 10 10 0 0 0  
B

T 3 3 3 3 3 1 0 0 1 0 0 1 0 0 1 1 0 1 0 1 0  
A 3 3 3 3 3 1 0 0 1 0 0 1 0 0 1 1 0 1 0 1 0  
B 3 3 3 3 3 3 3 2 0 1 0 0 1 0

85

T  
A  
B

89

Gtr III

T  
A  
B

93

Gtr II

T  
A  
B

Gtr III

T  
A  
B

97

T 12 12 12 12

A 12 12 12 12

B

T 3 3 3 3 3 3 3 3 3 3 3 3

A 0 0 0 0 0 0 0 0 0 0 0 0

B 2 3 0 0 3 3 3 3 3 3 3 3

101

T 12 12 12 12

A 12 12 12 12

B

T 0 3 0 3 3 3 3 3 3 3 3 3

A 0 3 0 3 0 3 0 3 0 3 0 3

B 3 2 0 0 3 2 0 0 3 2 0 0

105

T 12 12 12 12

A 12 12 12 12

B

T 0 3 0 3 3 3 3 3 3 3 3 3

A 0 3 0 3 0 3 0 3 0 3 0 3

B 3 2 0 0 3 2 0 0 3 2 0 0

109

T 12 12 12 12 12 12 12 12

A 12 12 12 12 12 12 12 12

B

113

T 12 12 12 12 12 12 12 12

A 12 12 12 12 12 12 12 12

B

117

T 12 12 10 10 12 12 12 12 10 10 12 12 12

A 12 12 10 10 12 12 12 12 10 10 12 12 12

B

121

T 12 12 12

A 12 12 12

B 12 12 12

sl.

T 3 3 3

A 3 3 3

B 3 3 3

# SHE'S ELECTRIC

As recorded by Oasis

♩ = 126

The musical score is written for guitar in 4/4 time with a tempo of 126 bpm. It consists of three guitar parts: Gtr I, Gtr II, and Gtr III. The key signature has one sharp (F#), and the time signature is 4/4. The score is divided into three measures, each containing four beats. Gtr I is a power chord accompaniment. Gtr II is a melodic line with triplets and bends. Gtr III is a bass line with triplets and bends. The bottom staff shows the fretting hand positions for Gtr II and Gtr III, with 'H' indicating a harmonic.

**Gtr I**

**Gtr II**

**Gtr III**

H H H H H H H H H H H H

4

T  
A  
B

H H H sl. H

7

Gtr III

T  
A  
B

Gtr II

H

10

T 4 4 5 5 0 0 2 2 0 0 0 0

A 6 6 6 6 2 2 2 2 1 1 1 1

B 4 4 5 5 3 3 0 0 2 2 2 2

H

sl.

sl.

13

T 0 0 4 4 4 4 5 5 0 0 4 4

A 1 1 5 5 5 5 6 6 1 1 5 5

B 2 2 6 6 6 6 7 7 2 2 6 6

H

16

T 4 4 5 5 0 0 4 4 4 4 5 5  
A 6 6 6 6 1 1 5 5 6 6 7 7  
B 4 4 5 5 0 0 4 4 4 4 5 5

T 3 3 3 3 3 3 3 3 3 3 3 3  
A 12 12 12 12 10 9 9 9 2 4 4 2  
B 13 13 13 13 11 9 9 9 0 2 4 2

H

19

T 0 0 2 2 0 0 0 0 0 0 4 4  
A 1 1 2 2 0 0 1 1 1 1 5 5  
B 3 3 0 0 0 0 2 2 2 2 6 6

T 5 5 5 5 5 7 7 9 9 10 10 9 9  
A 5 5 5 5 5 7 7 9 9 7 7 9 9  
B 5 5 5 5 5 7 7 9 9 7 7 9 9

sl.

[illegible]

25

T  
A  
B

T  
A  
B

H

sl.

sl.

28

T 0 0 0 0 5 5 5 5 0 0 0 0 0 0 0 0

A 1 1 1 1 7 7 7 7 2 2 2 2 1 1 1 1

B 2 2 2 2 5 5 5 5 0 0 0 0 0 0 0 0

T 9 9 10 10 9 9 2 2 0 0 2 2 2 1 1 2 1

A 9 9 0 0 0 0 0 0 0 0 0 0 0 0 0 0

B 0 0 0 0 0 0 0 0 0 0 0 0 0 0 0 0

31

T 5 5 5 5 0 0 0 0 5 5 5 5 4 4 4 4

A 7 7 7 7 2 2 2 2 7 7 7 7 7 7 7 7

B 5 5 5 5 0 0 0 0 5 5 5 5 5 5 5 5

T 2 2 0 0 2 2 2 1 1 0 0 2 1 2 2 2 2

A 2 2 0 0 0 0 0 0 0 0 0 0 0 0 0 0

B 0 0 0 0 0 0 0 0 0 0 0 0 0 0 0 0

34

T  
A  
B

T 5 5 5 5 0 0 0 0 0 0 0 0 0 0 0 0  
A 6 6 6 6 1 1 1 1 1 1 1 1 1 1 1 1  
B 4 4 4 4 0 0 0 0 0 0 0 0 0 0 0 0

T 6 6 5 5 5 6 9 9 9 11 11 9 12 12 9 11 11 9  
A 4 4 6 6 6 6 7 7 7 7 7 7 7 7 7 7 7 7  
B 4 4 6 6 6 6 7 7 7 7 7 7 7 7 7 7 7 7

37

T  
A  
B

T 5 5 5 5 0 0 0 0 0 0 5 5 5 5 0 0  
A 6 6 6 6 1 1 1 1 1 1 7 7 7 7 1 1  
B 5 5 5 5 0 0 0 0 0 0 5 5 5 5 0 0

T 2 2 0 0 0 2 2 1 1 0 0 0 2 1 2 2 0 0 0 2  
A 0 0 2 2 2 2 0 0 0 0 0 0 2 2 2 2 2 2 2 2  
B 0

40

T 0 0 0 0 5 5 5 5 5 5 4 4 4 4 4 4

A 0 0 0 0 5 5 5 5 5 5 4 4 4 4 4 4

B 0 0 0 0 5 5 5 5 5 5 4 4 4 4 4 4

T 2 1 1 2 2 2 2 2 2 2 2 2 2 2 2 2

A 0 0 0 0 0 0 0 0 0 0 0 0 0 0 0 0

B 0 0 0 0 0 0 0 0 0 0 0 0 0 0 0 0

43

T 0 0 0 0 0 0 0 0 0 0 0 0 0 0 0 0

A 0 0 0 0 0 0 0 0 0 0 0 0 0 0 0 0

B 0 0 0 0 0 0 0 0 0 0 0 0 0 0 0 0

T 0 0 0 0 0 0 0 0 0 0 0 0 0 0 0 0

A 0 0 0 0 0 0 0 0 0 0 0 0 0 0 0 0

B 0 0 0 0 0 0 0 0 0 0 0 0 0 0 0 0

46

T 0 0 0 0 0 0 0 0 0 0 0 0 0 0 0 0

A 0 0 0 0 0 0 0 0 0 0 0 0 0 0 0 0

B 0 0 0 0 0 0 0 0 0 0 0 0 0 0 0 0

T 0 0 0 0 0 0 0 0 0 0 0 0 0 0 0 0

A 0 0 0 0 0 0 0 0 0 0 0 0 0 0 0 0

B 0 0 0 0 0 0 0 0 0 0 0 0 0 0 0 0

50

Gtr II

sl.

53

10

56

T 4 4 5 5 0 0 2 2 0 0 0 0  
A 6 6 7 7 1 1 2 2 1 1 1 1  
B 4 4 5 5 3 3 0 0 2 2 2 2

Full....., Full

T 9 9 11 11 11 11 9 11 11 9 9 10 10 9 10 10 9 9  
A 9 9 11 11 11 11 9 11 11 9 9 11 11 9 11 11 9 9  
B

59

T 0 0 4 4 4 4 5 5 5 5 0 0 0 4 4 4  
A 1 1 5 5 4 4 6 6 6 6 1 1 1 5 5 5  
B 2 2 6 6 4 4 4 5 5 5 2 2 2 6 6 6

H

T  
A 2 2 4 2 4 4 2  
B

62

T 4 4 5 5 0 0 4 4 4 4 5 5  
A 6 6 6 6 1 1 5 5 6 6 7 7  
B 4 4 5 5 0 0 4 4 4 4 5 5

T 3 3 3 3 3 3 3 3 3 3 3 3  
A 12 12 12 12 10 9 9 9 2 4 4 2  
B 13 13 13 13 11 9 9 9 0 2 4 4 2

H

65

T 0 0 2 2 0 0 0 0 0 0 4 4  
A 1 1 2 2 1 1 1 1 1 1 5 5  
B 3 3 0 0 2 2 2 2 2 2 6 6

T 5 5 5 5 5 7 7 9 9 10 10 9 9  
A 5 5 5 5 5 7 7 9 9 10 10 9 9  
B 5 5 5 5 5 7 7 9 9 10 10 9 9

sl.

68

T 4 4 5 5 0 0 4 4 4 4 5 5

A 6 6 6 6 1 1 5 5 6 6 6 6

B 4 4 5 5 0 0 4 4 4 4 5 5

H

71

T 0 0 4 4 4 4 5 5 0 0 2 2

A 1 1 5 5 6 6 6 6 0 0 2 2

B 0 0 4 4 4 4 5 5 3 3 0 0

H

sl.

sl.

74

T 0 0 0 0 0 5 5 5 5 5 0 0 0 0 0

A 1 1 1 1 1 7 7 7 7 7 2 2 2 2 2

B 0 0 0 0 0 5 5 5 5 5 0 0 0 0 0

T 9 9 10 10 9 9 2 2 2 0 0 2 2 2 0 0 0 2 1

A 9 9 0 0 0 0 0 0 0 0 0 0 0 0 0 0 0 0 0

B 0 0 0 0 0 0 0 0 0 0 0 0 0 0 0 0 0 0 0

77

T 5 5 5 5 5 0 0 0 0 0 5 5 5 5 5 4

A 7 7 7 7 7 2 2 2 2 2 7 7 7 7 7 4

B 5 5 5 5 5 0 0 0 0 0 5 5 5 5 5 4

T 2 2 2 0 0 0 2 2 2 1 1 0 0 0 2 1 2 2 2 0 0 0 2 2

A 2 2 2 0 0 0 2 2 2 1 1 0 0 0 2 1 2 2 2 0 0 0 2 2

B 0

The image displays a musical score for the song "The Rose Tree". It consists of two systems of music. The first system features a vocal melody in the treble clef and a guitar accompaniment in the bass clef. The key signature is one sharp (F#) and the time signature is 4/4. The guitar part includes a complex arrangement with triplets and a key signature change to two sharps (F# and C#) in the second system. The second system continues the vocal melody and guitar accompaniment, maintaining the 4/4 time signature and the key signature of two sharps.

86

T 0 0 0 0 5 5 5 5 5 5 4 4 4 4 4 4

A 0 0 0 0 5 5 5 5 5 5 4 4 4 4 4 4

B 0 0 0 0 5 5 5 5 5 5 4 4 4 4 4 4

87

T 2 1 0 0 2 1 2 0 0 2 2 6 5 5 5 6

A 1 1 1 1 1 1 1 1 1 1 1 1 1 1 1 1

B 0 0 0 0 0 0 0 0 0 0 0 0 0 0 0 0

89

T 0 0 0 0 0 0 0 0 0 0 0 0 0 0 0 0

A 1 1 1 1 1 1 1 1 1 1 1 1 1 1 1 1

B 2 2 2 2 2 2 2 2 2 2 2 2 2 2 2 2


92

T 0 0 0 0 0 0 0 0 0 0 0 0 0 0 0 0

A 1 1 1 1 1 1 1 1 1 1 1 1 1 1 1 1

B 2 2 2 2 2 2 2 2 2 2 2 2 2 2 2 2

96



96

Gtr II


Full.....

Full

sl.

sl.

99



99

Full

Full

Full.....

Full

102

T 0 0 0 0 0 0 2 2 0 0 0 0 0 0

A 0 0 0 0 0 0 3 3 0 0 0 0 0 0

B 0 0 0 0 0 0 3 3 0 0 0 0 0 0

sl. sl.

Full Full Full....

105

T 0 0 2 2 0 0 0 0 0 0 2 2

A 0 0 0 0 1 1 2 2 0 0 0 0

B 3 3 0 0 2 2 0 0 3 3 0 0

Full Full Full Full

sl. sl.

108

T  
A  
B

Full.....  
Full

sl. sl.

111

T  
A  
B

114

Gtrs II, III

sl.



Am7 G Cadd11 Am7

9

sl.

G Cadd11 Am7 G Cadd11 Am7

13

Chords: Am7, G, Cadd11, Am7, G, Cadd11, Am7.

Measures: 9, 13.

Instructions: sl. (slide).

17

G Cadd11

18

19

20

21

22

23

24

25

26

27

28

29

30

31

32

33

34

35

36

37

38

39

40

41

42

43

44

45

46

47

48

49

50

51

52

53

54

55

56

57

58

59

60

61

62

63

64

65

66

67

68

69

70

71

72

73

74

75

76

77

78

79

80

81

82

83

84

85

86

87

88

89

90

91

92

93

94

95

96

97

98

99

100

101

102

103

104

105

106

107

108

109

110

111

112

113

114

115

116

117

118

119

120

121

122

123

124

125

126

127

128

129

130

131

132

133

134

135

136

137

138

139

140

141

142

143

144

145

146

147

148

149

150

151

152

153

154

155

156

157

158

159

160

161

162

163

164

165

166

167

168

169

170

171

172

173

174

175

176

177

178

179

180

181

182

183

184

185

186

187

188

189

190

191

192

193

194

195

196

197

198

199

200

201

202

203

204

205

206

207

208

209

210

211

212

213

214

215

216

217

218

219

220

221

222

223

224

225

226

227

228

229

230

231

232

233

234

235

236

237

238

239

240

241

242

243

244

245

246

247

248

249

250

251

252

253

254

255

256

257

258

259

260

261

262

263

264

265

266

267

268

269

270

271

272

273

274

275

276

277

278

279

280

281

282

283

284

285

286

287

288

289

290

291

292

293

294

295

296

297

298

299

300

301

302

303

304

305

306

307

308

309

310

311

312

313

314

315

316

317

318

319

320

321

322

323

324

325

326

327

328

329

330

331

332

333

334

335

336

337

338

339

340

341

342

343

344

345

346

347

348

349

350

351

352

353

354

355

356

357

358

359

360

361

362

363

364

365

366

367

368

369

370

371

372

373

374

375

376

377

378

379

380

381

382

383

384

385

386

387

388

389

390

391

392

393

394

395

396

397

398

399

400

401

402

403

404

405

406

407

408

409

410

411

412

413

414

415

416

417

418

419

420

421

422

423

424

425

426

427

428

429

430

431

432

433

434

435

436

437

438

439

440

441

442

443

444

445

446

447

448

449

450

451

452

453

454

455

456

457

458

459

460

461

462

463

464

465

466

467

468

469

470

471

472

473

474

475

476

477

478

479

480

481

482

483

484

485

486

487

488

489

490

491

492

493

494

495

496

497

498

499

500

501

502

503

504

505

506

507

508

509

510

511

512

513

514

515

516

517

518

519

520

521

522

523

524

525

526

527

528

529

530

531

532

533

534

535

536

537

538

539

540

541

542

543

544

545

546

547

548

549

550

551

552

553

554

555

556

557

558

559

560

561

562

563

564

565

566

567

568

569

570

571

572

573

574

575

576

577

578

579

580

581

582

583

584

585

586

587

588

589

590

591

592

593

594

595

596

597

598

599

600

601

602

603

604

605

606

607

608

609

610

611

612

613

614

615

616

617

618

619

620

621

622

623

624

625

626

627

628

629

630

631

632

633

634

635

636

637

638

639

640

641

642

643

644

645

646

647

648

649

650

651

652

653

654

655

656

657

658

659

660

661

662

663

664

665

666

667

668

669

670

671

672

673

674

675

676

677

678

679

680

681

682

683

684

685

686

687

688

689

690

691

692

693

694

695

696

697

698

699

700

701

702

703

704

705

706

707

708

709

710

711

712

713

714

715

716

717

718

719

720

721

722

723

724

725

726

727

728

729

730

731

732

733

734

735

736

737

738

739

740

741

742

743

744

745

746

747

748

749

750

751

752

753

754

755

756

757

758

759

760

761

762

763

764

765

766

767

768

769

770

771

772

773

774

775

776

777

778

779

780

781

782

783

784

785

786

787

788

789

790

791

792

793

794

795

796

797

798

799

800

801

802

803

804

805

806

807

808

809

810

811

812

813

814

815

816

817

818

819

820

821

822

823

824

825

826

827

828

829

830

831

832

833

834

835

836

837

838

839

840

841

842

843

844

845

846

847

848

849

850

851

852

853

854

855

856

857

858

859

860

861

862

863

864

865

866

867

868

869

870

871

872

873

874

875

876

877

878

879

880

881

882

883

884

885

886

887

888

889

890

891

892

893

894

895

896

897

898

899

900

901

902

903

904

905

906

907

908

909

910

911

912

913

914

915

916

917

918

919

920

921

922

923

924

925

926

927

928

929

930

931

932

933

934

935

936

937

938

939

940

941

942

943

944

945

946

947

948

949

950

951

952

953

954

955

956

957

958

959

960

961

962

963

964

965

966

967

968

969

970

971

972

973

974

975

976

977

978

979

980

981

982

983

984

985

986

987

988

989

990

991

992

993

994

995

996

997

998

999

1000

The image displays a musical score for the song "The Rose Tree" in G major. The score is written for a guitar, featuring a treble staff with a key signature of one sharp (F#) and a common time signature (C). The melody is written in a simple, folk-like style, with a mix of eighth and quarter notes. The bass staff provides a harmonic accompaniment, primarily using a G major triad (G-B-D) and its inversions, along with some chords with a 11th extension (Gadd11). The score is divided into two systems, each containing two staves. The first system covers measures 1 through 10, and the second system covers measures 11 through 20. The tablature is written in a standard format, with numbers 1-5 indicating fret positions on the strings. The overall style is that of a simple, accessible guitar arrangement for a folk song.

33

Fmaj7 Am7 G

T  
A  
B

T  
A  
B

D7 Cadd11 C G

T  
A  
B

T  
A  
B

41

Fmaj7 Cadd11 Fmaj7 Am7 G

45

Full..... Full Full..... Full



57

Full

T 8 10 10

A 7 7 5 7 5 7 5 5 7 7

B 6 5 5 0 0 0 0

P H

61

Full..... Full

T 10 10 10 8 8 10 8 10 8 10 10 10 10 8 8 10 7 9 8 8 9

A 7 9 8 10 8 10 10 10 10 8 7 9 8 8 9

B H H H H



73

F G F G F

T  
A  
B

T  
A  
B

G G7 C G

T  
A  
B

T  
A  
B

81

Fmaj7 Am7 G

T  
A  
B

85

D7 Cadd11 C G

T  
A  
B

Printed using TabView by Simone Tellini - <http://www.tellini.org/mac/tabview/>

89

Fmaj7 Cadd11 Fmaj7 Am7 G

93

Full..... Full Full..... Full

Printed using TabView by Simone Tellini - <http://www.tellini.org/mac/tabview/>

[illegible]

101

Full

Full

T 8 7 7 5 7 7

A 8 7 7 5 7 7

B 7 7

T 1 1 1 1 1 1 7 7 7 7 7 7 7 7 1 1 1 1 1 1 7 7 7 7 7 7 7 7

A 1 1 1 1 1 1 7 7 7 7 7 7 7 7 1 1 1 1 1 1 7 7 7 7 7 7 7 7

B 1 1 1 1 1 1 7 7 7 7 7 7 7 7 1 1 1 1 1 1 7 7 7 7 7 7 7 7

105

Full Full Full Full

T A B

H H

109

Full Full Full Full

T A B

H H H

113

Full Full Full Full

117

Full Full Full Full

120

The musical score for measures 120-123 of 'Slide Away' by Oasis is presented in two systems. Each system includes a guitar part (T, A, B) and a bass part (T, A, B). The guitar part features a melodic line with various fret numbers and bends, while the bass part provides a rhythmic accompaniment. The notation includes standard musical symbols for notes, rests, and dynamics, as well as guitar-specific symbols for fret numbers and bends.

123

Full

p

126

Full

P H

129

H H

8 10 8 8 8 8 10

[illegible]

135

Gtrs I, II

136

137

138

139

140

141

142

143

144

145

146

147

148

149

150

151

152

153

154

155

156

157

158

159

160

161

162

163

164

165

166

167

168

169

170

171

172

173

174

175

176

177

178

179

180

181

182

183

184

185

186

187

188

189

190

191

192

193

194

195

196

197

198

199

200

# SOME MIGHT SAY

As recorded by Noel Gallagher

♩ = 120

1

Gtr II

T

A

B

sl.

sl.

Gtr I

T

A

B

sl.

sl.

5

T

A

B

sl.

T

A

B

sl.

9

Full

Full

Full

H

H

13

Gtr 1

21

T  
A  
B

25

T  
A  
B

29

T  
A  
B

33

T  
A  
B

37

T  
A  
B

41

T  
A  
B

45

T  
A  
B

49

T  
A  
B

53

T  
A  
B

57

Gtr II

Full

Full

sl.

Gtr I

61

Full

H

H

65

T 11 10 8 7 8 7 8 7 10 10 8 7 8 7 8 7 7 8 10 7 8 8 7 10 10 8 7  
A 11 11 9 7 9 7 9 7 11 11 9 7 11 11 9 7  
B

[illegible]

73

T  
A  
B

Full Full

H H

T  
A  
B

[illegible]

85

T  
A  
B

Full Full 7

89

T  
A  
B

Full Full Full Full Full...

93

Gtr I

T  
A  
B

97

T  
A  
B

101

T  
A  
B

105

T  
A  
B

109

T  
A  
B

113

T  
A  
B

3x

117

Gtr II

T

A

B

9 7 5 5 7 5 5 9 5 5 9 7 5 5 5 9 5

sl.

sl.

Gtr I

T

A

B

121

T

A

B

5 9 7 5 5 5 5 9 5 5 9 7 5 7 9 7 7 9 7

sl.

sl.

Full

125

Full

Full

T  
A  
B

H

129

Full

Full

Full

Full

T  
A  
B

H

# SUPERSONIC

As recorded by Noel Gallagher

♩ = 96

1

Gtr I

T			
A			
B			

5

Gtr II

T	0	0	2	4	0	2	2	2	1	0	4	2	0	2	4	0
A	4	4	2	0	2	4	0	2	2	2	1	0	4	2	0	2
B	4	4	2	0	2	4	0	2	2	2	1	0	4	2	0	2

9

Gtr I

Full

T																
A																
B																

Gtr II

T	0	0	2	4	0	2	2	2	1	0	4	2	0	2	4	0
A	4	4	2	0	2	4	0	2	2	2	1	0	4	2	0	2
B	4	4	2	0	2	4	0	2	2	2	1	0	4	2	0	2

13

Full

T		7	5	6	6	
A	4	4	x			
B						

T		2	2	x	4	4	4	x
A	4	4	4	4	4	4	4	x
B	2	2	0	2	2	0		

17

Full

T		7	5	6	6	
A	4	4	x			
B						

T		2	2	x	4	4	4	x
A	4	4	4	4	4	4	4	x
B	2	2	0	2	2	0		

21

T		7	5	6	6	
A	4	4	x			
B						2 2 0 4

T		2	2	x	4	4	4	4	x		2	2	x	4	4	4	4	x
A	4	4	4	4	4	4	4	4	x		4	4	4	4	4	4	4	x
B	2	2	0	2	2	0					2	2	0	2	2	0		

25

T		7	5	6	6	
A	4	4	x			
B						0

T		2	2	x	4	4	4	4	x		2	2	x	4	4	4	4	x
A	4	4	4	4	4	4	4	4	x		4	4	4	4	4	4	4	x
B	2	2	0	2	2	0					2	2	0	2	2	0		

29

33

36

37

T

A

B *sl.* *sl.* *sl.* *sl.*

41

T

A

B *sl.* *sl.* *sl.* *sl.*

45

Full

Full

Full

sl.

H H P

T	7	7	7	2	2	2	2	2	2	x	x	7	7	7	2	2	2	2	2	2	x	x
A	7	7	7	2	2	2	2	2	2	x	x	7	7	7	2	2	2	2	2	2	x	x
B	5	5	5	2	2	2	2	2	2	x	x	5	5	5	2	2	2	2	2	2	x	x

49

Full

Full

Full

sl.

H H P

T	7	7	7	2	2	2	2	2	2	x	x	7	7	7	2	2	2	2	2	2	x	x
A	7	7	7	2	2	2	2	2	2	x	x	7	7	7	2	2	2	2	2	2	x	x
B	5	5	5	2	2	2	2	2	2	x	x	5	5	5	2	2	2	2	2	2	x	x

53

57

Full

61

7 5 6 6

4 x 2 2 0 4

Full

T 2 2 x 4 4 4 4 x

A 4 4 4 4 2 2 x 4 4 4 4 x

B 2 2 0 2 2 0 0 0 x 2 2 2 x

65

7 5 6 6

4 x 2 2 0 4

Full

T 2 2 x 4 4 4 4 x

A 4 4 4 4 2 2 x 4 4 4 4 x

B 2 2 0 2 2 0 0 0 x 2 2 2 x

[illegible][illegible]

77

78

79

80

81

82

83

84

85

86

87

88

89

90

91

92

93

94

95

96

97

98

99

100

101

102

103

104

105

106

107

108

109

110

111

112

113

114

115

116

117

118

119

120

121

122

123

124

125

126

127

128

129

130

131

132

133

134

135

136

137

138

139

140

141

142

143

144

145

146

147

148

149

150

151

152

153

154

155

156

157

158

159

160

161

162

163

164

165

166

167

168

169

170

171

172

173

174

175

176

177

178

179

180

181

182

183

184

185

186

187

188

189

190

191

192

193

194

195

196

197

198

199

200

201

202

203

204

205

206

207

208

209

210

211

212

213

214

215

216

217

218

219

220

221

222

223

224

225

226

227

228

229

230

231

232

233

234

235

236

237

238

239

240

241

242

243

244

245

246

247

248

249

250

251

252

253

254

255

256

257

258

259

260

261

262

263

264

265

266

267

268

269

270

271

272

273

274

275

276

277

278

279

280

281

282

283

284

285

286

287

288

289

290

291

292

293

294

295

296

297

298

299

300

301

302

303

304

305

306

307

308

309

310

311

312

313

314

315

316

317

318

319

320

321

322

323

324

325

326

327

328

329

330

331

332

333

334

335

336

337

338

339

340

341

342

343

344

345

346

347

348

349

350

351

352

353

354

355

356

357

358

359

360

361

362

363

364

365

366

367

368

369

370

371

372

373

374

375

376

377

378

379

380

381

382

383

384

385

386

387

388

389

390

391

392

393

394

395

396

397

398

399

400

401

402

403

404

405

406

407

408

409

410

411

412

413

414

415

416

417

418

419

420

421

422

423

424

425

426

427

428

429

430

431

432

433

434

435

436

437

438

439

440

441

442

443

444

445

446

447

448

449

450

451

452

453

454

455

456

457

458

459

460

461

462

463

464

465

466

467

468

469

470

471

472

473

474

475

476

477

478

479

480

481

482

483

484

485

486

487

488

489

490

491

492

493

494

495

496

497

498

499

500

501

502

503

504

505

506

507

508

509

510

511

512

513

514

515

516

517

518

519

520

521

522

523

524

525

526

527

528

529

530

531

532

533

534

535

536

537

538

539

540

541

542

543

544

545

546

547

548

549

550

551

552

553

554

555

556

557

558

559

560

561

562

563

564

565

566

567

568

569

570

571

572

573

574

575

576

577

578

579

580

581

582

583

584

585

586

587

588

589

590

591

592

593

594

595

596

597

598

599

600

601

602

603

604

605

606

607

608

609

610

611

612

613

614

615

616

617

618

619

620

621

622

623

624

625

626

627

628

629

630

631

632

633

634

635

636

637

638

639

640

641

642

643

644

645

646

647

648

649

650

651

652

653

654

655

656

657

658

659

660

661

662

663

664

665

666

667

668

669

670

671

672

673

674

675

676

677

678

679

680

681

682

683

684

685

686

687

688

689

690

691

692

693

694

695

696

697

698

699

700

701

702

703

704

705

706

707

708

709

710

711

712

713

714

715

716

717

718

719

720

721

722

723

724

725

726

727

728

729

730

731

732

733

734

735

736

737

738

739

740

741

742

743

744

745

746

747

748

749

750

751

752

753

754

755

756

757

758

759

760

761

762

763

764

765

766

767

768

769

770

771

772

773

774

775

776

777

778

779

780

781

782

783

784

785

786

787

788

789

790

791

792

793

794

795

796

797

798

799

800

801

802

803

804

805

806

807

808

809

810

811

812

813

814

815

816

817

818

819

820

821

822

823

824

825

826

827

828

829

830

831

832

833

834

835

836

837

838

839

840

841

842

843

844

845

846

847

848

849

850

851

852

853

854

855

856

857

858

859

860

861

862

863

864

865

866

867

868

869

870

871

872

873

874

875

876

877

878

879

880

881

882

883

884

885

886

887

888

889

890

891

892

893

894

895

896

897

898

899

900

901

902

903

904

905

906

907

908

909

910

911

912

913

914

915

916

917

918

919

920

921

922

923

924

925

926

927

928

929

930

931

932

933

934

935

936

937

938

939

940

941

942

943

944

945

946

947

948

949

950

951

952

953

954

955

956

957

958

959

960

961

962

963

964

965

966

967

968

969

970

971

972

973

974

975

976

977

978

979

980

981

982

983

984

985

986

987

988

989

990

991

992

993

994

995

996

997

998

999

1000

89

Full

Full

Full

sl.

sl.

H H P

93

Full

Full

sl.

97

Full

Full

Full

Full

sl.

H H H

Printed using TabView by Simone Tellini - <http://www.tellini.org/mac/tabview/>

101

Full Full Full Full

sl.

105

1/2 1/2 Full

H H H

T  
A  
B

7	7	7	6	6	6	1	2	2	2	2	2	x	x	7	7	7	6	6	6	1	2	2	2	2	2	x	x
7	7	7	7	7	7	2	2	2	2	2	2	x	x	7	7	7	7	7	7	2	2	2	2	2	2	x	x
5	5	5	5	5	5	0	0	0	0	0	0	x	x	5	5	5	5	5	5	0	0	0	0	0	0	x	x

T  
A  
B

7	7	7	6	6	6	1	2	2	2	2	2	x	x	7	7	7	6	6	6	1	2	2	2	2	2	x	x
7	7	7	7	7	7	2	2	2	2	2	2	x	x	7	7	7	7	7	7	2	2	2	2	2	2	x	x
5	5	5	5	5	5	0	0	0	0	0	0	x	x	5	5	5	5	5	5	0	0	0	0	0	0	x	x

[illegible]

117

Full Full Full Full

T  
A  
B

14 16 16 16 14 14 16 16 14 14 16 16 14 14 16 16 14 16 14 16 14 16 14

7 7 7 6 6 6 1 1 1 2 2 2 2 2 2 x x 7 7 7 6 6 6 1 1 1 2 2 2 2 2 2 x x 2 2 2 2 2 2 x x

7 7 7 7 7 7 2 2 2 2 2 2 2 2 2 x x 7 7 7 7 7 7 2 2 2 2 2 2 2 2 2 x x 2 2 2 2 2 2 x x

5 5 5 7 7 7 2 2 2 2 2 2 2 2 2 x x 5 5 5 7 7 7 2 2 2 2 2 2 2 2 2 x x 2 2 2 2 2 2 x x

# THE GIRL IN THE DIRTY SHIRT

As recorded by Noel Gallagher

♩ = 84

The musical score is presented in two systems. Each system contains a vocal line (treble clef, 4/4 time) and two guitar parts. The guitar parts are labeled 'Gtr II' and 'Gtr I'. The notation includes standard musical notation for the vocal line and guitar parts, as well as guitar-specific notation such as fret numbers (0-3) and string numbers (1-6) on the guitar staves. The score is written in 4/4 time with a tempo of 84 beats per minute. The key signature is one sharp (F#).

**System 1:**

- Vocal Line:** Starts with a quarter rest, followed by a series of eighth and quarter notes, including a triplet of eighth notes. The melody is in the key of D major.
- Gtr II:** Features a series of chords and single notes, primarily on the 1st and 2nd strings, with fret numbers 0, 1, 2, and 3.
- Gtr I:** Features a series of chords and single notes, primarily on the 1st and 2nd strings, with fret numbers 0, 1, 2, and 3.

**System 2:**

- Vocal Line:** Continues the melody with a series of eighth and quarter notes, including a triplet of eighth notes. The melody is in the key of D major.
- Gtr II:** Features a series of chords and single notes, primarily on the 1st and 2nd strings, with fret numbers 0, 1, 2, and 3.
- Gtr I:** Features a series of chords and single notes, primarily on the 1st and 2nd strings, with fret numbers 0, 1, 2, and 3.

The musical score is presented in three systems, each containing a guitar staff (treble clef) and a bass staff (bass clef). The guitar staffs feature a variety of chord voicings, including triads and dyads, and melodic lines with eighth and sixteenth notes. The bass staffs provide a harmonic foundation with sustained chords and occasional melodic movement. A 'H' (Harmonics) symbol is placed below the bass staff in the first system, indicating a natural harmonic. The score is written in a key signature of one sharp (F#) and a 4/4 time signature. The notation includes standard musical symbols such as notes, rests, and bar lines, as well as guitar-specific symbols like 'H' for harmonics and 'x' for muted notes. The overall style is a detailed transcription of the original recording, capturing the intricate guitar work and bass accompaniment.

15

T A B

18

T A B

21

T  
A  
B

24

T  
A  
B

[illegible]



[illegible]

[illegible]

43

T  
A  
B

T  
A  
B

T  
A  
B

46

**T**

**A**

**B**

**T**

**A**

**B**

**T**

**A**

**B**

H

[illegible]

The image displays a musical score for guitar, featuring two parts: Gtr II and Gtr I. Each part consists of a standard musical staff and a corresponding guitar tablature staff.

**Gtr II:** The notation begins with a treble clef and a key signature of one sharp (F#). The melody is written in standard notation, while the accompaniment is shown in tablature. The tablature staff includes fret numbers (0-5) and string indicators (T, A, B). The Gtr II part is marked with a measure number of 52.

**Gtr I:** This part also uses a treble clef and a key signature of one sharp. The notation is similar to Gtr II, with standard notation for the melody and tablature for the accompaniment. The Gtr I part is marked with a measure number of 55.

The score is presented in a clean, black-and-white format, typical of professional musical notation software. The tablature is clearly legible, with fret numbers and string indicators providing precise instructions for the guitarist.

58

59

60

61

62

63

[illegible]

67

T 0 5 5 5 15 15 0 5 5 5 15 15 12 14 14 12 14 14 14 14 14 12 12

A

B

sl. sl. sl. sl. H

Full

70

T 0 5 5 5 15 15 0 5 5 5 15 15 0 5 5 5 15 15

A

B

sl. sl. sl. sl. sl. sl.

The musical score for "The Wind" by John Williams is presented in two systems. The first system features a guitar solo, while the second system features a full band arrangement. The guitar solo is marked "Full" and the full band arrangement is marked "sl.".

**System 1: Guitar Solo**

- Guitar:** The solo begins with a treble clef and a key signature of one flat. The melody is composed of eighth and sixteenth notes, with a "Full" marking above the first measure. The solo concludes with a double bar line.
- Tracks:** The tracks are labeled T (Tenor), A (Alto), and B (Bass). The T track contains a series of notes, while the A and B tracks are empty.

**System 2: Full Band Arrangement**

- Guitar:** The guitar part begins with a treble clef and a key signature of one flat. The melody is composed of eighth and sixteenth notes, with a "sl." marking above the first measure. The guitar solo is marked "sl." and the full band arrangement is marked "sl.".
- Tracks:** The tracks are labeled T (Tenor), A (Alto), and B (Bass). The T track contains a series of notes, while the A and B tracks are empty.

76

**T** 0 5 5 5 15 15

**A** 12 14 12 14 12 14 14 12 12

**B**

*sl.* *sl.* **H** *sl.* *sl.*

**T**

**A** 0 5 5 5 14 14

**B**

*sl.* *sl.* *sl.* *sl.*

**T**

**A**

**B**

79

Full

sl.

sl.

sl.

sl.

H

Full<sub>1</sub>

Full<sub>1</sub>

H H P


sl.

H H P

Gtr I

Printed using TabView by Simone Tellini - <http://www.tellini.org/mac/tabview/>


85



88

Printed using TabView by Simone Tellini - <http://www.tellini.org/mac/tabview/>

91



5x

T  
A 12  
B

5x

T  
A  
B

# WONDERWALL

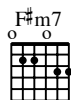
As recorded by Oasis

(from the 1995 Album "(Whats The Story?) Morning Glory")

Transcribed by Craig Clayton

Words by Noel Gallagher

Music by Noel Gallagher



note: chord names listed are the true tonality chords, with respect to capo 2nd. fret

## A Intro (0:00)

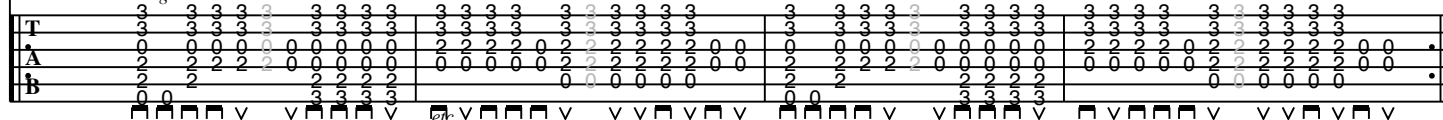
Moderately Slow Rock ♩ = 87

F#m7 A Esus4 B7sus4 F#m7 A Esus4 B7sus4



Gtr I *mf* acoustic guitar, capo 2nd. fret

let ring




## B First Verse (0:22)

F#m7 A Esus4 B7sus4 F#m7 A Esus4 B7sus4



let ring



F#m7 A Esus4 B7sus4 Dmaj7 Esus4 A/E B7sus4

9

let ring

T A B

(bass and drums enter..)

**C Second Verse (0:44)**

F#m7 A Esus4 B7sus4 F#m7 A Esus4 B7sus4

13

let ring

T A B

Cello, arranged for guitar.  
Tuning (BEADGC)

Gtr III

T A B

### **D Pre-Chorus (1:06) (2:17)**

17

D E F#m D E F#m

acoustic guitar, capo 2nd. fret

Gtr II

let ring

Gtr III

D E F#m B7sus4

21

T  
A  
B

let ring

H P

T  
A  
B

**E Chorus (1:28) (2:38)**

The musical score for 'Coda' by The Beatles is presented in three systems. The first system features a guitar part with a melodic line and chords (Dadd9, F#m7, A, F#m) and a 'to Coda' instruction. The second system shows a bass part with a melodic line and a drum part with a simple pattern. The third system continues the bass and drum parts.

**System 1: Guitar**

Chords: Dadd9, F#m7, A, F#m, to Coda, Dadd9, F#m7

**System 2: Bass and Drums**

Bass: 12, 11, 12, 14, 12, 11

Drums: 12, 11, 12, 14, 12, 11

**System 3: Bass and Drums**

Bass: 5, 4, 7, 4, 5, 4, 3, 2

Drums: 5, 4, 7, 4, 5, 4, 3, 2



**F** Third Verse (1:54)*D.S. al Coda*

35

F#m7 A E B7sus4 F#m7 A E B7sus4

let ring.....|

Gtr II

let ring.....|

let ring.....|

The musical score for the third verse of 'Wonderwall' by Oasis is presented in a multi-staff format. The top staff is a guitar part (Gtr II) with a complex chord progression: F#m7, A, E, B7sus4, F#m7, A, E, B7sus4. The score includes a 'let ring' instruction, indicating a sustained sound. The bottom staff shows a bass line and a drum line. The score is written for a 35-measure section.

## G Coda (2:54)

[illegible]

**H** Outro (3:39)

Gtrs I, II

Dadd9 F#m7 A F#m Dadd9 F#m7 A F#m

Piano, arranged for guitar  
Tuning: EADGBE

43

Gtr IV

let ring

T	15	14 15	17 14	14	15	14	15	17 14	14	15
A										
B										

T		12		14		12		14
A	12	11			12	11		
B								

T							
A	5	4	7	4	5	4	7
B	3	2	5	2	3	2	5

47

Dadd9 F#m7 A F#m Dadd9 F#m7 A F#m

let ring

T	14 15 17 14 14 15	14 15 17 14 14 15	14 15 17 14 14 15	14 15 17 14 14 15
A				
B				

T	12 11	12 14	12 11	12 14
A				
B				

T	5 4	7 4	5 4	7 4
A	5 2	5 2	5 2	5 2
B	3		3	

w/ bird sfx

51

Dadd9 F#m7 G F#m A5

w/out capo

Gtr VI *mf*

let ring

1714 14 15 1415 1714 14

0 0 2 0 2 0

4 4 2 0 2 0

12 11 12 14 14 14

1 7

3 5 7 4 4 4 4

2 2 2 2 2 2 2

3 2 5 2 2 2 2

"Wonderwall" - Oasis

Tabbed by Craig Clayton (craig@powertabs.net)