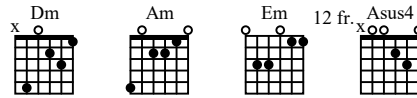


MR CROWLEY (Live)

As recorded by Ozzy Osbourne
(From the 1987 Album TRIBUTE)

Transcribed by Slaya

Words and
Rhodes a



Standard E Tuning

A Intro 0:00 Time stamp is relative to the recording and may get off on this tab because of live time fluctuation

Moderately ♩ = 94

D5

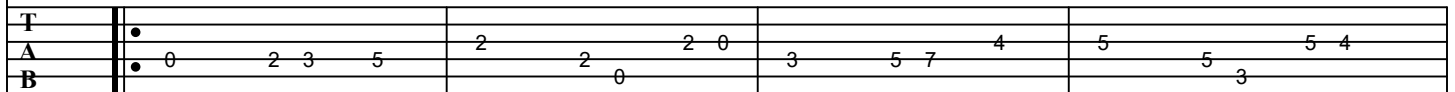
A5

Csus4

C5




Gtr I **ff** Synth Chords



8va-----



Gtr II **mf** Synth Treble Line



Am

Em

A

B^b

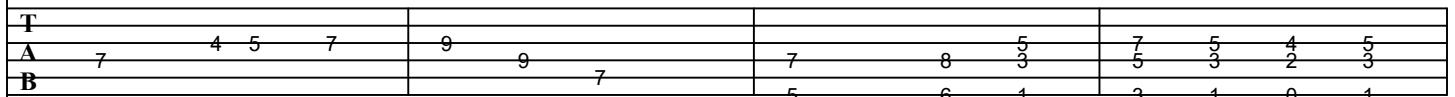

F5

G5

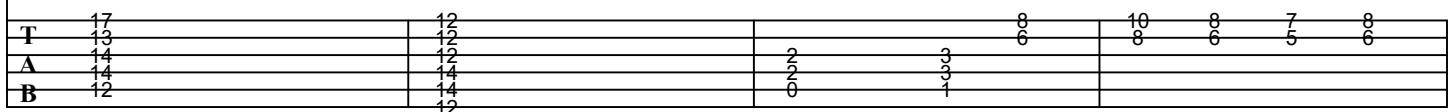
F5

E5

F5



8va-----



9

Asus4

1.

A

2.

2

(2)

3 2

2

T

A

B

T

A

B

B 1st Verse 0:31

Slightly Faster ♩ = 106

D5 B²5

Gtr III Randy Rhoads

P.M.-----|

T
A 7 7 3 3 1 3 1 0 3 3 3
B 5 0 1 5 18 (18) sl. 1 3 1 0 3

8va-----|

Gtr II Synth

let ring-----|

T
A 13 10 11 13 10 11 13 11 13 10 11 13 10 11 13
B 5 5

16

D5

B \flat 5

3

P.M.-----|

8va-----|

let ring-----|

13 10 11 13 10 11 13 11 13 10 11 13 10 11 13 11

20

C5

B \flat 5 C5

N.C. G6sus4 N.C.

Dm

N.C. C Dm C Dm Em Dm

pick noise

5 7 5 6 5 7 8 9 8 6 7

H P sl. H sl. sl.

24

C5

B \flat 5

N.C.

P.M. P.M. P.M.-|

1/2

dive with bar 17 (17) sl.

C 2nd Verse 1:27

D5 N.C. 8va B^b5

28

Gtr IV pick slides

Gtr III

P.M.-----|

T
A 7 7
B 5 0 1 0 5

sl. sl. sl. sl. sl. sl. sl. sl. sl. sl. sl. sl. sl. sl. sl.

Gtr II

let ring-----|

T 13 10 13 10 13 13 13 10 13 10 13
A 11 11 11 11 11 11 11 11 11 11 11
B 5 5

D5 B^b5

32

P.M.-----|

T 7 7 3 3 3 3 3 3
A 7 7 1 0 1 1 3 1 0 1 0 1
B 5 0 4 5 20 1 0 1 1 3 1 0 1 0 0 1

sl. sl.

let ring-----|

T 13 10 13 10 13 13 13 10 13 10 13
A 11 11 11 11 11 11 11 11 11 11 11
B 5 5

C5 N.C. D5

36

T 6 5 6 5 6 5 6 5 6 5 6 5
A 5 5 7 5 7 5 7 5 7 5 7 5
B 5 0 5 0 5 5 5 5 5 5 5 5

P H P H P H P H P H P

39

N.C. C5 C5/G Bb5 A5

P.M.-----|

T 3 4 3 5 3 5 3 5 3 2 5 2 5 3 5 3 2 5

A 5 5 5 (5) 0 2 5 5 3 3 2

B 3 3 3 (3) 1 1 0

H P H P *sl.*

D Guitar Solo 2:04

(Dm) Chord names are implied by the bass

[illegible]

The image shows a musical score for 'The Swan' by Camille Saint-Saëns. It features a piano solo and a vocal line. The piano part is in G major, 3/4 time, and includes a 6-measure rest at the beginning. The vocal line is in G major, 3/4 time, and includes a 6-measure rest at the beginning. The score is for a piano and voice.

The musical score for "The Wind" by John Williams is presented in two systems. The first system shows the piano solo and the beginning of the guitar accompaniment. The piano part is in G major, 4/4 time, and the guitar part is in standard tuning. The score includes a key signature change from one flat to no flats, and a tempo change from Adagio to Andante. The guitar part features a complex melodic line with many accidentals and a final cadence.

49

E

8va

A

Full

hand noise

P H P H P P P P H P H P

51

A

8va

Dm

Full

vibrate w/ bar

sl.

P P P P P P P P

53

Bb

8va

P P P P P P P P

54

C

8va

P P P P sl. sl. P H

55

Dm

Bb

slow bend 1/2

hold bend

P P P P P

57

E A A

~~~~~ tr~~~~~ 2

T

A

B 5 8 7 5 7 8 5 8 7 5 4 5 7 12 (13) 0

P P H

**E 3rd Verse** 2/4

60

D5 B<sup>b</sup>5 B<sup>b</sup>5

~~~~~ P.M.-----| ~~~~~

T

A 7 7 3 3 3 3

B 5 0 1 5 18 (18) 1 0 1 1 3 1 0 3 3 3 3

sl.

Gtr II

~~~~~ let ring-----|

T

A

B 5 5 13 10 11 13 10 11 13 11 13 10 11 13 10 11 13 11

64

D5 N.C. 8va-----| B<sup>b</sup>5 B<sup>b</sup>5

Gtr IV pick slides

Gtr III

~~~~~ P.M.-----|

T

A 7 7 3 3 3 3

B 5 0 1 5 1 0 1 0 1 1 3 1 0 3 3 3 3

sl. sl. sl. sl. sl. sl. sl. sl. sl. sl.

Gtr II

~~~~~ let ring-----|

T

A

B 5 5 13 10 11 13 10 11 13 11 13 10 11 13 10 11 13 11

68

C5 N.C. D5 N.C.

Full

T 5 5 5 (5) 6 5 6 5 6 5 6 5 7 13 (13) 10 13 11 10 12 10 10 13 10 12

A 3 3 0 3 (5) 6 5 6 5 6 5 6 5 7 13 (13) 10 13 11 10 12 10 10 13 10 12

B 3 3 0 3 (5) 6 5 6 5 6 5 6 5 7 13 (13) 10 13 11 10 12 10 10 13 10 12

P H P H P H P H P P H P

72

C5 N.C. C/G B<sup>b</sup>5 A5

T 5 5 5 (5) 5 5 5 (5) 3 2 (2)

A 3 3 0 3 (5) 5 5 5 (5) 3 2 (2)

B 3 3 0 3 (5) 5 5 5 (5) 3 2 (2)

H sl.

**F** Interlude 3:18

76

Dm N.C. B<sup>b</sup> F Em C5/G N.C. Dm

Slightly cleaner tone with chorus

Gtr V

let ring

T 3 2 3 1 0 3 1 3 5 5 5 5 7 9 7 10 8 7 6 7 7

A 2 2 2 3 1 3 3 3 5 5 5 5 7 9 7 10 8 7 6 7 7

B 0 0 0 3 1 3 3 3 5 5 5 5 7 9 7 10 8 7 6 7 7

P P H P P

80

B<sup>b</sup> Cm Dm Cm B<sup>b</sup> N.C. Gm7 Gm7 Gm6 N.C.

let ring

T 3 3 4 6 4 3 3 6 5 2 3 5 6 5 3 2 2

A 3 3 5 7 5 3 3 6 5 2 3 5 6 5 3 2 2

B 3 3 5 7 5 3 3 6 5 2 3 5 6 5 3 2 2

H sl.

84

Dm N.C. B<sup>b</sup>5/F F Em N.C. C5/G N.C. C Dm D5/A

let ring

T 3 0 1 0 3 1 3 5 5 5 6 8 6 5 5 6 8 6 7 7

A 2 2 3 1 3 3 3 5 5 5 6 8 6 5 5 6 8 6 7 7

B 0 0 3 1 3 3 3 5 5 5 6 8 6 5 5 6 8 6 7 7

P P sl. H H P



B $\flat$  Cm Dm Cm B $\flat$  Gm6 A5

89 let ring -----

Gtr III Distortion on Chorus off

H

|   |   |       |         |   |   |   |     |
|---|---|-------|---------|---|---|---|-----|
| T |   | (3) 4 | 6 4 3   | 3 | 3 |   |     |
| A | 3 | 3 5   | 7 5 3 3 | 5 | 5 | 2 | (2) |
| B |   |       |         | 5 |   | 0 | (0) |

**G Guitar Solo Out** 3:56

Dm  
*8va*-----

92

T  
 A  
 B

P P P P P P P P

Gm7  
8va

93

18 13 15 18 13 15 18 13 15 18 13 15 18 13 15 18 13 15

P P P P P P P P

[illegible]

Sheet music for guitar, showing measures 96 through 103. The music is written for a single guitar, with a treble clef and a key signature of one flat (Bb). The notation includes standard musical notation (stems, notes, rests, accidentals) and a guitar-specific notation system (TAB) below the staff. The TAB notation uses numbers 0-20 to indicate fret positions, with some notes marked as "Full" or "vibrate with bar". The guitar-specific notation also includes a series of letters (H, P, H, P, H, P, H, sl.) indicating specific playing techniques or effects.

Measures 96-97: Chords Bb and E. TAB: 15 16 15 16 15 16 15 16 16 18 16 15 0 0 15 12 11 12. Technique: H P H H P H sl.

Measures 98-99: Chord A. TAB: 9 10 12 13 20 17 20 (20) (20) 17 20 (20) 20 (20) 0 0. Technique: P P sl.

Measures 100-101: Chords Dm and C. TAB: 9 10 9 10 9 10 10 11 10 11 10 11 9 10 9 10 9 10 6 7 6 7 6 7. Technique: H P H P H H P H P H H P H P H H P H P H.

Measures 102-103: Chords Gm7 and C. TAB: 9 10 10 11 10 13 12 10 13 (13) 0 0 5 5 6 8 5 6 5 8 5 8 6 5 6 5 7 5 7 5 8. Technique: sl. H P P H P P P P P.

Measures 104-105: Chords F and Bb. TAB: 5 8 7 5 7 5 7 5 8 8 (8) 1 3 5 1 3 5 2 3 5 2 3 5 3 5 7 5 6 8 5 6 8 6 5. Technique: sl. H H H H H H H H H H H P.

**E**

A

105

T  
A  
B

P sl. P H P H P sl. P H P H sl. P H P H sl. P H P H P sl.

**A**

8va-----

Dm

107

T  
A  
B

sl. P H P H sl. P H P H P H sl. P H P H P sl. P H P H P

**Gm7**

C F

109

T  
A  
B

P P P P P H P P

**B<sup>b</sup>**

8va-----

112

T  
A  
B

sl. sl. sl. sl. sl. sl. sl. H P

**E**

A

113

T  
A  
B

P H P sl. (8) 1/2 1/2 Gtr IV pick slides

116

Dm Gm7

Gtr III P.M.----- P.M.--- ~~~~~

T  
A  
B

5 5 3 5 3 5 3 5 5 6 5 3 5 3 5 3 5

P P H

118

C  
8va-----

T  
A  
B

5 7 5 7 5 7 9 7 9 10 12 10 13 15 13 15 16 15 13 15 16

sl. P P sl. H sl. H P P H

119

F  
8va-----

T  
A  
B

15 13 15 16 15 13 15 16 15 13 15 16 15 13 15 16 15 13 10 10

sl. sl.

120

B $\flat$  E

P.M.- P.M.- P.M.- Full ~~~~~

T  
A  
B

13 10 12 10 12 10 13 10 12 10 12 10 13 10 12 10 12 (12) 13 (12)(12) 10 12 12 (12)

P P P P P P P P P sl.

122

N.C. F5 8va-----

Fdbk. Free Time ~~~~~

T  
A  
B

7 5 3 5 3 5 4 3 1 (3) (1) (13) (13) (3) (1)

126

8va-----

D5

8va-----

Gtr IV pick slides

Gtr III

N.H.

dive with bar slowly while trilling and release

1 1

sl. sl. sl. sl. sl. sl. sl. sl. sl. sl. sl. sl. sl.

P H P H P H P H P H P H P

Dsus4

5:33

vibrate with bar while pulling up and releasing

10

7 (7) (7) 0

17 (17) x

P sl.

129